



**FREESTYLE SKI 2019  
QUALIFICATION RESULTS  
Ladies' Moguls  
LAC BEAUPORT (CAN)  
FRI 15 MAR 2019 Start Time: tba**

**MO**

Jury			Course Details		
<b>Chef de competition</b>	Denis Laroche	QUE	<b>Course Name</b>	Le petit vallon	
<b>Juge en chef</b>	Wayne Hinkel	MA	<b>Length</b>	194m	
<b>Delegue Technique</b>	Vicky Hamel	QUE	<b>Gradient</b>	24°	
<b>Officials</b>			<b>Pace Time</b>	24.31	
<b>Chef de piste</b>	Jean Sébastien Montminy	QUE	<b>Judges</b>		
<b>Chef de compilation</b>	Sylvie Poirier	QUE	<b>Judge 1 (Turns)</b>	Joyce Volpe	ON
			<b>Judge 2 (Turns)</b>	Hubert Piche	QUE
			<b>Judge 3 (Turns)</b>	Melissa Corbo	QUE
			<b>Judge 4 (Turns)</b>	Nancy Bergeron	QUE
			<b>Judge 5 (Turns)</b>	France Bolduc	QUE
			<b>Judge 6 (Air)</b>	Real Robichaud	QUE
			<b>Judge 7 (Air)</b>	Helene House	QUE

**Number of Competitors: 31 Number of Countries: 4**

Rank	Bib	Code	Name	Ctry	YB	Run	Time		Air					Turns						Score	Tie
							Seconds	Time Points	J6	J7	Jump	DD	Total	B D	J1	J2	J3	J4	J5		

**Agegroup: U14**

1	190	2018996	LAROCHE Florence	QC	2005	Q2:	24,87	15.26	6.4	6.6	3	0.750		B:	13.8	13.4	13.5	14.0	13.8	41.1	61.75
									6.2	6.6	bT	0.800		D:	-2.0	-1.4	-1.7	-1.5	-0.7	-4.6	
							<u>15.26</u>					<u>9.99</u>								<u>36.50</u>	
						Q1:	25,25	14.76	6.8	7.3	3	0.750		B:	14.4	11.5	13.6	13.9	14.8	39.0	58.44
								6.5	7.0	bT	0.800		D:	-5.0	-3.8	-1.7	-0.5	-0.5	-6.0		
							<u>14.76</u>					<u>10.68</u>								<u>33.00</u>	
2	189	2037462	LAMONTAGNE Flavie	QC	2006	Q2:	24,99	15.10	7.4	7.8	S	0.480		B:	12.6	12.8	14.2	14.1	14.9	41.1	56.63
									6.5	6.8	TS	0.600		D:	-2.7	-2.8	-4.6	-2.5	-2.0	-7.2	
							<u>15.10</u>					<u>7.63</u>								<u>33.90</u>	
						Q1:	29,51	9.15	2.1	2.2	S	0.480		B:	12.4	12.2	13.1	13.6	13.2	38.7	32.46
								5.6	5.7	TS	0.600		D:	-6.4	-6.9	-6.5	-5.6	-9.5	-19.8		
							<u>9.15</u>					<u>4.41</u>								<u>18.90</u>	
3	129	1963442	BOYCHUK Jada	AB	2006	Q2:	27,00	12.45	3.8	3.3	bT	0.800		B:	12.8	13.2	13.9	14.5	14.3	39.9	48.49
									4.2	4.6	S	0.480		D:	-2.8	-2.8	-2.9	-3.1	-6.6	-8.8	
							<u>12.45</u>					<u>4.94</u>								<u>31.10</u>	
						Q1:	26,24	13.45	5.4	6.1	bT	0.800		B:	13.1	13.2	14.3	13.1	12.8	39.4	54.12
								5.0	5.9	ST	0.600		D:	-3.6	-1.8	-3.0	-1.8	-4.0	-6.6		
							<u>13.45</u>					<u>7.87</u>								<u>32.80</u>	
4	111	2553415	WALKER Lemon	BC	2006	Q2:	26,24	13.45	7.4	7.2	S	0.480		B:	8.6	8.3	11.4	10.2	9.8	28.6	45.37
									5.1	4.3	3	0.750		D:	-2.0	-1.0	-1.7	-1.0	-0.3	-3.7	
							<u>13.45</u>					<u>7.02</u>								<u>24.90</u>	
						Q1:	27,20	12.19	5.8	5.4	S	0.480		B:	8.2	7.0	13.5	9.0	9.8	27.0	39.48
								5.0	4.1	3	0.750		D:	-1.4	-2.4	-3.0	-2.0	-0.7	-5.8		
							<u>12.19</u>					<u>6.09</u>								<u>21.20</u>	
5	147	1967878	UNG Danielle	ON	2005	Q2:	31,61	6.39	5.7	6.6	S	0.480		B:	9.4	9.4	10.4	10.1	11.7	29.9	14.14
									0.2	0.1	3	0.750		D:	-9.0	-8.2	-7.8	-8.5	-8.5	-25.2	
							<u>6.39</u>					<u>3.05</u>								<u>4.70</u>	
						Q1:	28,65	10.28	5.9	6.0	S	0.480		B:	9.5	9.2	10.9	9.9	11.4	30.3	35.73
								3.8	3.4	3	0.750		D:	-3.8	-3.6	-6.0	-3.0	-4.6	-10.4		
							<u>10.28</u>					<u>5.55</u>								<u>19.90</u>	





**FREESTYLE SKI 2019  
QUALIFICATION RESULTS  
Ladies' Moguls  
LAC BEAUPORT (CAN)  
FRI 15 MAR 2019 Start Time: tba**

**MO**

Number of Competitors: 31 Number of Countries: 4

Rank	Bib	Code	Name	Ctry	YB	Run	Time		Air					Turns							Score	Tie				
							Seconds	Time Points	J6	J7	Jump	DD	Total	B	D	J1	J2	J3	J4	J5			Total			
6	117	1982910	OZIEWICZ Emilia	BC	2005	Q2:	34,32	2.82	2.0	2.3	3	0.750		B:	9.4	9.3	10.5	8.8	40.9	29.2	9.30					
																		D:	-9.6	-7.2	-8.0	-8.6	-9.6	-26.2		
7	125	2596150	DAWSON Jessie	BC	2005	Q2:	31,88	6.03	5.1	4.1	S	0.480		B:	7.8	7.5	9.2	9.5	9.5	26.5	21.66					
																		D:	-5.6	-3.2	-5.5	-6.7	-5.0	-16.1		
8	148	2004560	AUBRY Ava	ON	2005	Q2:	79,51	0.00	2.0	1.7	bT	0.800		B:	8.4	0.3	0.4	0.1	0.1	0.5	1.78					
																		D:	-8.0	-8.2	-8.0	-8.0	-22.0	-24.2		
8	148	2004560	AUBRY Ava	ON	2005	Q1:	26,05	13.70	3.9	3.3	bL	0.820		B:	6.0	6.0	7.5	6.0	7.5	19.5	16.94					
																		D:	-9.0	-8.5	-13.6	-9.2	-17.0	-31.8		





**FREESTYLE SKI 2019  
QUALIFICATION RESULTS  
Ladies' Moguls  
LAC BEAUPORT (CAN)  
FRI 15 MAR 2019 Start Time: tba**

**MO**

Number of Competitors: 31 Number of Countries: 4

Rank	Bib	Code	Name	Ctry	YB	Run	Time		Air				Turns						Score	Tie
							Seconds	Time Points	J6	J7	Jump	DD	Total	B	D	J1	J2	J3		

**Agegroup: U16**

1	191	1967922	KOEHLER Kaylee	QC	2002	Q2:	22,87	17.89	6.1	5.8	3	0.750		B:	15.8	16.0	14.8	15.0	15.2	46.0	72.62										
						Q1:	23,40	17.19	8.1	8.4	3	0.750		B:	15.4	15.5	14.3	14.9	16.5	45.8	74.40										
2	192	1967921	KOEHLER Ashley	QC	2003	Q2:	23,06	17.64	6.0	5.1	bT	0.800		B:	16.2	16.2	16.8	16.0	16.2	48.4	73.98										
						Q1:	23,52	17.03	4.2	4.8	bT	0.800		B:	15.6	15.8	14.9	15.5	16.4	46.9	67.26										
3	109	2003787	CAPICIK Chase	BC	2004	Q2:	25,26	14.74	6.7	7.1	3	0.750		B:	14.8	14.7	14.8	14.0	16.0	44.3	67.39										
						Q1:	25,88	13.93	7.4	7.1	3	0.750		B:	14.8	14.3	14.9	14.2	14.6	43.7	65.66										
4	193	1966603	CARREAU Romane	QC	2003	Q2:	24,80	15.35	6.8	6.7	3	0.750		B:	14.1	13.5	14.4	14.5	14.9	43.0	66.32										
						Q1:	24,08	16.30	5.6	5.6	3	0.750		B:	13.0	12.5	11.3	11.0	13.2	36.8	54.85										
5	195	1967436	GODBOUT Rowanne	QC	2003	Q2:	25,51	14.42	6.2	5.7	bT	0.800		B:	14.2	14.2	14.7	13.3	15.3	43.1	62.99										
						Q1:	26,62	12.95	6.8	6.9	S	0.480		B:	13.8	14.2	14.8	15.2	16.6	44.2	61.81										
6	187	1967593	WHITFORD Elisabeth	QC	2003	Q2:	24,95	15.15	7.9	8.0	S	0.480		B:	13.6	13.0	10.9	10.5	11.2	35.1	53.64										
						Q1:	24,28	16.03	8.8	8.9	S	0.480		B:	14.4	14.0	14.2	12.8	13.0	41.2	59.98										
7	131	1963634	PERNITSKY Lillian	AB	2004	Q2:	24,42	15.85	6.7	7.0	TS	0.600		B:	13.8	13.8	13.8	14.3	14.8	41.9	59.73										
						Q1:	25,03	15.05	6.5	6.6	TS	0.600		B:	14.0	14.4	12.0	13.2	13.8	41.0	59.33										





**FREESTYLE SKI 2019  
QUALIFICATION RESULTS  
Ladies' Moguls  
LAC BEAUPORT (CAN)  
FRI 15 MAR 2019 Start Time: tba**

**MO**

Number of Competitors: 31 Number of Countries: 4

Rank	Bib	Code	Name	Ctry	YB	Run	Time		Air					Turns						Score	Tie
							Seconds	Time Points	J6	J7	Jump	DD	Total	B D	J1	J2	J3	J4	J5		
8	194	1966587	BOULIANNE Annarose	QC	2004	Q2:	24,57	15.65	5.3	4.9	3	0.750		B: 42.7	12.8	13.1	43.5	13.3	39.2	57.66	
								6.3	5.9	bL	0.820		D: -3.0	-2.8	-1.7	-1.5	-0.5		-6.0		
							<b>15.65</b>				<b>8.81</b>							<b>33.20</b>			
						Q1:	24,37	15.92	6.2	6.1	3	0.750		B: 42.6	12.9	13.0	13.5	44.9	39.4	59.07	
								4.9	4.0	bL	0.820		D: -2.0	-2.2	-1.5	-1.0	-0.8		-4.5		
							<b>15.92</b>				<b>8.25</b>							<b>34.90</b>			
9	130	1967656	GHERT Talya	AB	2004	Q2:	26,28	13.40	6.8	6.9	3	0.750		B: 12.8	42.5	44.0	13.1	13.9	39.8	58.67	
								6.3	7.2	K	0.510		D: -1.4	-0.7	-0.7	-4.5	-1.0		-3.1		
							<b>13.40</b>				<b>8.57</b>							<b>36.70</b>			
						Q1:	26,67	12.89	4.4	3.9	3	0.750		B: 42.2	11.8	11.4	11.2	40.4	34.4	48.65	
								5.8	6.2	K	0.510		D: -2.0	-0.8	-1.5	-1.3	-3.2		-4.8		
							<b>12.89</b>				<b>6.16</b>							<b>29.60</b>			
10	113	2004772	BUTTERWORTH Cassidy	BC	2003	Q2:	24,39	15.89	5.5	6.0	S	0.480		B: 42.8	12.9	14.0	44.4	13.9	40.8	58.58	
								5.9	5.4	3	0.750		D: -2.4	-4.4	-2.1	-1.5	-1.5		-5.1		
							<b>15.89</b>				<b>6.99</b>							<b>35.70</b>			
						Q1:	24,15	16.21	6.9	6.4	S	0.480		B: 13.2	13.0	44.4	42.2	13.2	39.4	56.48	
								5.9	5.0	3	0.750		D: -2.8	-4.5	-3.5	-1.8	-1.8		-6.4		
							<b>16.21</b>				<b>7.27</b>							<b>33.00</b>			
11	122	1999051	MALHERBE Malica	BC	2004	Q2:	26,65	12.91	5.3	5.2	3	0.750		B: 42.5	12.6	13.8	44.0	13.1	39.5	54.62	
								4.8	4.9	bT	0.800		D: -2.8	-4.0	-3.4	-1.6	-1.2		-5.6		
							<b>12.91</b>				<b>7.81</b>							<b>33.90</b>			
						Q1:	27,12	12.30	4.1	4.4	3	0.750		B: 42.4	12.0	44.5	12.0	11.6	35.6	40.32	
								3.9	4.2	bT	0.800		D: -5.8	-3.0	-6.3	-3.5	-4.7		-14.0		
							<b>12.30</b>				<b>6.42</b>							<b>21.60</b>			
12	118	1967740	CONN Lynnette	BC	2004	Q2:	24,69	15.49	4.9	4.8	3	0.750		B: 43.0	12.7	11.9	44.5	12.7	37.3	54.52	
								5.3	4.7	bT	0.800		D: -2.3	-2.1	-2.4	-1.5	-4.4		-5.9		
							<b>15.49</b>				<b>7.63</b>							<b>31.40</b>			
						Q1:	25,72	14.14	4.3	4.2	3	0.750		B: 13.1	12.9	13.4	42.8	43.9	39.4	53.36	
								4.5	4.1	bT	0.800		D: -2.2	-2.4	-3.5	-4.8	-2.2		-6.8		
							<b>14.14</b>				<b>6.62</b>							<b>32.60</b>			
13	115	2036897	ARMSTRONG Brooke	BC	2004	Q2:	27,24	12.14	4.1	4.0	3	0.750		B: 42.4	13.0	43.2	12.5	12.9	38.4	51.16	
								5.9	4.9	S	0.480		D: -2.4	-1.2	-2.2	-1.6	-4.0		-5.0		
							<b>12.14</b>				<b>5.62</b>							<b>33.40</b>			
						Q1:															
14	132	1963665	SAYERS Jana	AB	2003	Q2:	27,29	12.07	5.4	5.7	3	0.750		B: 10.8	11.5	44.5	11.1	40.6	33.4	50.05	
								5.0	4.7	bPp	0.830		D: -2.2	-0.8	-1.3	-1.5	-0.3		-3.6		
							<b>12.07</b>				<b>8.18</b>							<b>29.80</b>			
						Q1:	29,30	9.43	3.1	3.7	3	0.750		B: 10.4	11.2	11.2	42.5	40.0	32.8	31.68	
								4.8	5.1	bPp	0.830		D: -6.2	-7.6	-5.3	-4.0	-5.7		-17.2		
							<b>9.43</b>				<b>6.65</b>							<b>15.60</b>			
15	105	2347405	ELEKES Grace	BC	2004	Q2:	29,61	9.02	6.4	5.9	S	0.480		B: 11.4	11.2	44.6	40.5	10.8	33.4	36.20	
								3.8	4.3	TS	0.600		D: -4.4	-2.4	-4.8	-5.5	-4.5		-11.6		
							<b>9.02</b>				<b>5.38</b>							<b>21.80</b>			





**FREESTYLE SKI 2019  
QUALIFICATION RESULTS  
Ladies' Moguls  
LAC BEAUPORT (CAN)  
FRI 15 MAR 2019 Start Time: tba**

**MO**

Number of Competitors: 31 Number of Countries: 4

Rank	Bib	Code	Name	Ctry	YB	Run	Time		Air					Turns						Score	Tie			
							Seconds	Time Points	J6	J7	Jump	DD	Total	B	D	J1	J2	J3	J4			J5	Total	
						Q1:	29,92	8.61	6.2	5.9	S	0.480		B:	42.0	11.2	11.1	11.8	40.3	34.1	41.50			
									4.4	3.9	TS	0.600		D:	-2.4	-2.2	-4.8	-2.0	-2.7	-6.6				
								8.61				5.39								27.50				
149	1964081	LEWIS	Aily	ON	2004	Q2:																DNS		
						Q1:																	DNS	





**FREESTYLE SKI 2019  
QUALIFICATION RESULTS  
Ladies' Moguls  
LAC BEAUPORT (CAN)  
FRI 15 MAR 2019 Start Time: tba**

**MO**

Number of Competitors: 31 Number of Countries: 4

Rank	Bib	Code	Name	Ctry	YB	Run	Time		Air				Turns						Score	Tie
							Seconds	Time Points	J6	J7	Jump	DD	Total	B D	J1	J2	J3	J4		

**Agegroup: U18**

1	188	1967947	VAILLANCOURT Sandrine	QC	2001	Q2:	27,56	11.72	2.1	2.1	bF	1.030	B:	14.4	14.8	13.7	14.0	14.0	42.4	40.03
									7.9	7.7	bPG	0.930	D:	-8.6	-7.8	-8.1	-7.6	-7.6	-23.5	
							<u>11.72</u>				<u>9.41</u>								<u>18.90</u>	
						Q1:	23,66	16.85	7.9	8.4	bF	1.030	B:	12.1	13.0	13.8	13.0	15.8	39.8	68.60
								8.0	7.4	bPG	0.930	D:	-2.2	-0.8	-1.5	-1.3	-0.7	-3.6		
							<u>16.85</u>				<u>15.55</u>								<u>36.20</u>	
2	221	1967488	LEBLANC Alex-Sandrine	QC	2002	Q2:	24,88	15.24	6.2	6.3	bT	0.800	B:	11.8	12.1	13.9	13.2	14.8	39.2	62.81
									7.8	8.1	fT	0.840	D:	-4.4	-1.3	-1.2	-0.8	-0.6	-3.3	
							<u>15.24</u>				<u>11.67</u>								<u>35.90</u>	
						Q1:	24,65	15.55	6.3	6.9	bT	0.800	B:	11.8	11.2	12.7	14.0	12.0	35.0	54.75
								6.9	7.7	fT	0.840	D:	-4.0	-4.2	-2.5	-2.5	-2.2	-7.2		
							<u>15.55</u>				<u>11.40</u>								<u>27.80</u>	
3	127	1963519	GIBSON Olivia	AB	2002	Q2:	25,31	14.68	4.9	4.7	3	0.750	B:	13.8	14.2	12.9	14.5	14.9	42.5	59.99
									6.3	5.5	bT	0.800	D:	-2.0	-4.4	-3.0	-1.8	-1.7	-5.5	
							<u>14.68</u>				<u>8.31</u>								<u>37.00</u>	
						Q1:	25,59	14.31	4.0	4.1	3	0.750	B:	13.0	13.2	14.0	12.5	12.0	38.7	51.84
								5.3	5.2	bT	0.800	D:	-3.8	-2.4	-2.5	-4.5	-3.5	-8.4		
							<u>14.31</u>				<u>7.23</u>								<u>30.30</u>	
4	128	1967650	ENGLISH Karisa	AB	2002	Q2:	26,36	13.30	5.5	5.5	3	0.750	B:	12.4	13.5	13.6	13.9	13.9	41.0	58.76
									6.4	6.7	bT	0.800	D:	-2.2	-0.7	-2.5	-2.0	-0.3	-4.9	
							<u>13.30</u>				<u>9.36</u>								<u>36.10</u>	
						Q1:	26,21	13.49	6.2	5.7	3	0.750	B:	11.4	11.9	12.3	12.1	11.5	35.5	45.49
								6.4	6.2	bT	0.800	D:	-6.0	-3.4	-3.8	-4.2	-5.0	-13.0		
							<u>13.49</u>				<u>9.50</u>								<u>22.50</u>	
5	134	1963550	HURRY Kiera	AB	2002	Q2:	27,97	11.18	5.0	4.9	bT	0.800	B:	13.0	13.0	14.3	11.9	12.4	37.3	49.63
									8.1	7.3	S	0.480	D:	-2.4	-1.8	-2.3	-3.0	-0.2	-6.5	
							<u>11.18</u>				<u>7.65</u>								<u>30.80</u>	
						Q1:	29,50	9.16	5.6	5.3	bT	0.800	B:	12.4	12.0	14.0	12.1	12.6	36.5	47.36
								4.7	4.5	3	0.750	D:	-2.3	-2.0	-2.5	-1.8	-4.2	-6.1		
							<u>9.16</u>				<u>7.80</u>								<u>30.40</u>	
6	133	1963694	STODDART Clare	AB	2001	Q2:	29,96	8.56	4.9	5.1	3	0.750	B:	10.1	10.0	11.5	12.0	11.0	32.6	42.36
									5.2	6.3	S	0.480	D:	-2.2	-2.0	-1.8	-1.5	-0.8	-5.3	
							<u>8.56</u>				<u>6.50</u>								<u>27.30</u>	
						Q1:	29,79	8.78	4.2	4.0	3	0.750	B:	10.0	9.8	10.9	10.9	9.8	30.7	31.96
								4.0	4.8	S	0.480	D:	-4.6	-3.2	-7.0	-3.5	-4.6	-12.7		
							<u>8.78</u>				<u>5.18</u>								<u>18.00</u>	
7	106	2347398	ELEKES Megan	BC	2002	Q2:	29,31	9.41	5.3	5.8	S	0.480	B:	10.8	9.6	10.9	11.8	11.3	33.0	37.78
									3.9	4.4	3	0.750	D:	-2.4	-3.4	-4.0	-3.0	-4.7	-10.4	
							<u>9.41</u>				<u>5.77</u>								<u>22.60</u>	
						Q1:	29,43	9.26	5.1	4.4	S	0.480	B:	9.8	9.5	11.0	11.8	10.0	29.3	28.71
								4.4	3.8	3	0.750	D:	-4.3	-4.4	-6.5	-5.5	-5.3	-15.2		
							<u>9.26</u>				<u>5.35</u>								<u>14.10</u>	

<b>Legend:</b>					
<b>Ctry</b>	Country	<b>DNF</b>	Did Not Finish	<b>DNS</b>	Did Not Start





**FREESTYLE SKI 2019  
QUALIFICATION RESULTS  
Ladies' Moguls  
LAC BEAUPORT (CAN)  
FRI 15 MAR 2019 Start Time: tba**

**MO**

Jury			Course Details		
<b>Chef de compétition</b>	Denis Laroche	QUE	<b>Course Name</b>	Le petit vallon	
<b>Juge en chef</b>	Wayne Hinkel	MA	<b>Length</b>	194m	
<b>Delegue Technique</b>	Vicky Hamel	QUE	<b>Gradient</b>	24°	
<b>Officials</b>			<b>Pace Time</b>	24.31	
<b>Chef de piste</b>	Jean Sébastien Montminy	QUE	<b>Judges</b>		
<b>Chef de compilation</b>	Sylvie Poirier	QUE	<b>Judge 1 (Turns)</b>	Joyce Volpe	ON
			<b>Judge 2 (Turns)</b>	Hubert Piche	QUE
			<b>Judge 3 (Turns)</b>	Melissa Corbo	QUE
			<b>Judge 4 (Turns)</b>	Nancy Bergeron	QUE
			<b>Judge 5 (Turns)</b>	France Bolduc	QUE
			<b>Judge 6 (Air)</b>	Real Robichaud	QUE
			<b>Judge 7 (Air)</b>	Helene House	QUE

Number of Competitors: 31 Number of Countries: 4

Rank	Bib	Code	Name	Ctry	YB	Run	Time		Air					Turns						Score	Race Points
							Seconds	Time Points	J6	J7	Jump	DD	Total	B	D	J1	J2	J3	J4		

**Agegroup: Overall**

1	191	1967922	KOEHLER Kaylee	QC	2002	Q2:	22,87	17.89	6.1	5.8	3	0.750	B: 15.8 16.0 14.8 15.0 15.2 46.0		D: -4.6 -0.4 -1.5 -0.5 -0.0 -2.4		11.13	43.60
						Q1:	23,40	17.19	8.1	8.4	3	0.750	B: 15.4 15.5 14.3 14.9 16.6 45.8		D: -0.6 -0.6 -1.1 -0.5 -0.2 -1.7		13.11	44.10
2	192	1967921	KOEHLER Ashley	QC	2003	Q2:	23,06	17.64	6.0	5.1	bT	0.800	B: 16.2 16.2 16.8 16.0 16.2 48.4		D: -4.8 -0.4 -0.7 -0.5 -0.7 -1.9		9.84	46.50
						Q1:	23,52	17.03	4.2	4.8	bT	0.800	B: 15.6 15.8 14.9 15.5 16.4 46.9		D: -1.6 -1.0 -1.7 -1.0 -0.8 -3.6		6.93	43.30
3	188	1967947	VAILLANCOURT Sandrine	QC	2001	Q2:	27,56	11.72	2.1	2.1	bF	1.030	B: 14.4 14.8 13.7 14.0 14.0 42.4		D: -8.6 -7.8 -8.1 -7.6 -7.6 -23.5		9.41	18.90
						Q1:	23,66	16.85	7.9	8.4	bF	1.030	B: 12.4 13.0 13.8 13.0 15.8 39.8		D: -2.2 -0.8 -1.5 -1.3 -0.7 -3.6		15.55	36.20
4	109	2003787	CAPICIK Chase	BC	2004	Q2:	25,26	14.74	6.7	7.1	3	0.750	B: 14.8 14.7 14.8 14.0 15.0 44.3		D: -4.8 -1.8 -0.8 -0.5 -0.0 -3.1		11.45	41.20
						Q1:	25,88	13.93	7.4	7.1	3	0.750	B: 14.8 14.3 14.9 14.2 14.6 43.7		D: -1.4 -1.4 -1.6 -0.0 -0.0 -2.8		10.83	40.90






**FREESTYLE SKI 2019  
QUALIFICATION RESULTS  
Ladies' Moguls  
LAC BEAUPORT (CAN)  
FRI 15 MAR 2019 Start Time: tba**

**MO**

Number of Competitors: 31 Number of Countries: 4

Rank	Bib	Code	Name	Ctry	YB	Run	Time		Air					Turns						Score	Race Points	
							Seconds	Time Points	J6	J7	Jump	DD	Total	B	D	J1	J2	J3	J4			J5
5	193	1966603	CARREAU Romane	QC	2003	Q2:	24,80	15.35	6.8	6.7	3	0.750		B:	14.1	13.6	14.4	14.5	14.9	43.0	66.32	
								6.8	7.5	DD	0.660		D:	-4.4	-0.6	-0.7	-0.5	-0.0	-1.8			
							<u>15.35</u>					<u>9.77</u>							<u>41.20</u>			
						Q1:	24,08	16.30	5.6	5.6	3	0.750		B:	13.0	12.5	11.3	14.0	13.2	36.8	54.85	
								6.4	6.2	DD	0.660		D:	-4.0	-1.4	-2.7	-2.5	-3.6	-6.6			
							<u>16.30</u>					<u>8.35</u>							<u>30.20</u>			
6	195	1967436	GODBOUT Rowanne	QC	2003	Q2:	25,51	14.42	6.2	5.7	bT	0.800		B:	14.2	14.2	14.7	13.3	15.3	43.1	62.99	
								5.8	5.2	bPG	0.930		D:	-1.6	-2.0	-1.8	-4.0	-1.0	-4.4			
							<u>14.42</u>					<u>9.87</u>							<u>38.70</u>			
						Q1:	26,62	12.95	6.8	6.9	S	0.480		B:	13.8	14.2	14.8	15.2	15.6	44.2	61.81	
								5.9	5.3	bT	0.800		D:	-2.6	-0.8	-1.5	-0.8	-0.3	-3.1			
							<u>12.95</u>					<u>7.76</u>							<u>41.10</u>			
7	221	1967488	LEBLANC Alex-Sandrine	QC	2002	Q2:	24,88	15.24	6.2	6.3	bT	0.800		B:	14.8	12.1	13.9	13.2	14.8	39.2	62.81	
								7.8	8.1	fT	0.840		D:	-4.4	-1.3	-1.2	-0.8	-0.6	-3.3			
							<u>15.24</u>					<u>11.67</u>							<u>35.90</u>			
						Q1:	24,65	15.55	6.3	6.9	bT	0.800		B:	11.8	11.2	12.7	11.0	12.0	35.0	54.75	
								6.9	7.7	fT	0.840		D:	-4.0	-4.2	-2.5	-2.5	-2.2	-7.2			
							<u>15.55</u>					<u>11.40</u>							<u>27.80</u>			
8	190	2018996	LAROCHE Florence	QC	2005	Q2:	24,87	15.26	6.4	6.6	3	0.750		B:	13.8	13.4	13.5	14.0	13.8	41.1	61.75	
								6.2	6.6	bT	0.800		D:	-2.0	-1.4	-1.7	-1.5	-0.7	-4.6			
							<u>15.26</u>					<u>9.99</u>							<u>36.50</u>			
						Q1:	25,25	14.76	6.8	7.3	3	0.750		B:	14.4	11.5	13.6	13.9	14.8	39.0	58.44	
								6.5	7.0	bT	0.800		D:	-6.0	-3.8	-1.7	-0.5	-0.6	-6.0			
							<u>14.76</u>					<u>10.68</u>							<u>33.00</u>			
9	127	1963519	GIBSON Olivia	AB	2002	Q2:	25,31	14.68	4.9	4.7	3	0.750		B:	13.8	14.2	12.9	14.5	14.9	42.5	59.99	
								6.3	5.5	bT	0.800		D:	-2.0	-4.4	-3.0	-1.8	-1.7	-5.5			
							<u>14.68</u>					<u>8.31</u>							<u>37.00</u>			
						Q1:	25,59	14.31	4.0	4.1	3	0.750		B:	13.0	13.2	14.0	12.5	12.0	38.7	51.84	
								5.3	5.2	bT	0.800		D:	-3.8	-2.4	-2.5	-4.6	-3.5	-8.4			
							<u>14.31</u>					<u>7.23</u>							<u>30.30</u>			
10	187	1967593	WHITFORD Elisabeth	QC	2003	Q2:	24,95	15.15	7.9	8.0	S	0.480		B:	13.6	13.0	10.9	10.6	11.2	35.1	53.64	
								8.0	7.4	DD	0.660		D:	-2.2	-1.8	-2.3	-1.5	-4.0	-5.5			
							<u>15.15</u>					<u>8.89</u>							<u>29.60</u>			
						Q1:	24,28	16.03	8.8	8.9	S	0.480		B:	14.4	14.0	14.2	12.8	13.0	41.2	59.98	
								8.5	7.3	DD	0.660		D:	-3.0	-3.4	-2.2	-1.5	-4.6	-6.7			
							<u>16.03</u>					<u>9.45</u>							<u>34.50</u>			
11	131	1963634	PERNITSKY Lillian	AB	2004	Q2:	24,42	15.85	6.7	7.0	TS	0.600		B:	13.8	13.8	13.8	14.3	14.8	41.9	59.73	
								4.9	5.4	S	0.480		D:	-4.8	-1.8	-1.5	-1.3	-0.6	-4.6			
							<u>15.85</u>					<u>6.58</u>							<u>37.30</u>			







**FREESTYLE SKI 2019  
QUALIFICATION RESULTS  
Ladies' Moguls  
LAC BEAUPORT (CAN)  
FRI 15 MAR 2019 Start Time: tba**

**MO**

Number of Competitors: 31 Number of Countries: 4

Rank	Bib	Code	Name	Ctry	YB	Run	Time		Air					Turns						Score	Race Points	
							Seconds	Time Points	J6	J7	Jump	DD	Total	B	D	J1	J2	J3	J4			J5
						Q1:	25,03	15.05	6.5	6.6	TS	0.600		B:	14.0	14.4	12.0	13.2	13.8	41.0	59.33	
									7.0	7.4	S	0.480		D:	-2.0	-1.3	-3.0	-0.8	-0.6	-4.1		
								<b>15.05</b>				<b>7.38</b>								<b>36.90</b>		
12	194	1966587	BOULIANNE Annarose	QC	2004	Q2:	24,57	15.65	5.3	4.9	3	0.750		B:	12.7	12.8	13.1	13.5	13.3	39.2	57.66	
									6.3	5.9	bL	0.820		D:	-3.0	-2.8	-1.7	-1.5	-0.6	-6.0		
								<b>15.65</b>				<b>8.81</b>								<b>33.20</b>		
						Q1:	24,37	15.92	6.2	6.1	3	0.750		B:	12.6	12.9	13.0	13.5	14.9	39.4	59.07	
									4.9	4.0	bL	0.820		D:	-2.0	-2.2	-1.5	-1.0	-0.8	-4.5		
								<b>15.92</b>				<b>8.25</b>								<b>34.90</b>		
13	128	1967650	ENGLISH Karisa	AB	2002	Q2:	26,36	13.30	5.5	5.5	3	0.750		B:	12.4	13.5	13.6	13.9	13.9	41.0	58.76	
									6.4	6.7	bT	0.800		D:	-2.2	-0.7	-2.6	-2.0	-0.3	-4.9		
								<b>13.30</b>				<b>9.36</b>								<b>36.10</b>		
						Q1:	26,21	13.49	6.2	5.7	3	0.750		B:	11.4	11.9	12.3	12.1	11.5	35.5	45.49	
									6.4	6.2	bT	0.800		D:	-6.0	-3.4	-3.8	-4.2	-5.0	-13.0		
								<b>13.49</b>				<b>9.50</b>								<b>22.50</b>		
14	130	1967656	GHERT Talya	AB	2004	Q2:	26,28	13.40	6.8	6.9	3	0.750		B:	12.8	12.6	14.0	13.1	13.9	39.8	58.67	
									6.3	7.2	K	0.510		D:	-1.4	-0.7	-0.7	-4.6	-1.0	-3.1		
								<b>13.40</b>				<b>8.57</b>								<b>36.70</b>		
						Q1:	26,67	12.89	4.4	3.9	3	0.750		B:	12.2	11.8	11.4	11.2	10.4	34.4	48.65	
									5.8	6.2	K	0.510		D:	-2.0	-0.8	-1.5	-1.3	-3.2	-4.8		
								<b>12.89</b>				<b>6.16</b>								<b>29.60</b>		
15	113	2004772	BUTTERWORTH Cassidy	BC	2003	Q2:	24,39	15.89	5.5	6.0	S	0.480		B:	12.8	12.9	14.0	14.4	13.9	40.8	58.58	
									5.9	5.4	3	0.750		D:	-2.4	-4.4	-2.1	-1.5	-1.5	-5.1		
								<b>15.89</b>				<b>6.99</b>								<b>35.70</b>		
						Q1:	24,15	16.21	6.9	6.4	S	0.480		B:	13.2	13.0	14.4	12.2	13.2	39.4	56.48	
									5.9	5.0	3	0.750		D:	-2.8	-4.6	-3.6	-1.8	-1.8	-6.4		
								<b>16.21</b>				<b>7.27</b>								<b>33.00</b>		
16	189	2037462	LAMONTAGNE Flavie	QC	2006	Q2:	24,99	15.10	7.4	7.8	S	0.480		B:	12.6	12.8	14.2	14.1	14.9	41.1	56.63	
									6.5	6.8	TS	0.600		D:	-2.7	-2.8	-4.6	-2.5	-2.0	-7.2		
								<b>15.10</b>				<b>7.63</b>								<b>33.90</b>		
						Q1:	29,51	9.15	2.1	2.2	S	0.480		B:	12.4	12.2	13.1	13.6	13.2	38.7	32.46	
									5.6	5.7	TS	0.600		D:	-6.4	-6.9	-6.5	-6.6	-9.6	-19.8		
								<b>9.15</b>				<b>4.41</b>								<b>18.90</b>		
17	122	1999051	MALHERBE Malica	BC	2004	Q2:	26,65	12.91	5.3	5.2	3	0.750		B:	12.6	12.6	13.8	14.0	13.1	39.5	54.62	
									4.8	4.9	bT	0.800		D:	-2.8	-4.0	-3.4	-1.6	-1.2	-5.6		
								<b>12.91</b>				<b>7.81</b>								<b>33.90</b>		
						Q1:	27,12	12.30	4.1	4.4	3	0.750		B:	12.4	12.0	14.5	12.0	11.6	35.6	40.32	
									3.9	4.2	bT	0.800		D:	-5.8	-3.0	-6.3	-3.5	-4.7	-14.0		
								<b>12.30</b>				<b>6.42</b>								<b>21.60</b>		





**FREESTYLE SKI 2019  
QUALIFICATION RESULTS  
Ladies' Moguls  
LAC BEAUPORT (CAN)  
FRI 15 MAR 2019 Start Time: tba**

**MO**

Number of Competitors: 31 Number of Countries: 4

Rank	Bib	Code	Name	Ctry	YB	Run	Time		Air					Turns						Score	Race Points
							Seconds	Time Points	J6	J7	Jump	DD	Total	B	D	J1	J2	J3	J4		
18	118	1967740	CONN Lynnette	BC	2004	Q2:	24,69	15.49	4.9	4.8	3	0.750		B:	13.0	12.7	11.9	11.5	12.7	37.3	54.52
									5.3	4.7	bT	0.800		D:	-2.3	-2.1	-2.4	-1.5	-1.4	-5.9	
								<b>15.49</b>					<b>7.63</b>								<b>31.40</b>
							Q1:	25,72	14.14	4.3	4.2	3	0.750		B:	13.1	12.9	13.4	12.8	13.9	39.4
								4.5	4.1	bT	0.800		D:	-2.2	-2.4	-3.6	-1.8	-2.2	-6.8		
								<b>14.14</b>				<b>6.62</b>							<b>32.60</b>		
19	129	1963442	BOYCHUK Jada	AB	2006	Q2:	27,00	12.45	3.8	3.3	bT	0.800		B:	12.8	13.2	13.9	14.5	14.3	39.9	48.49
									4.2	4.6	S	0.480		D:	-2.8	-2.8	-2.9	-3.1	-6.6	-8.8	
								<b>12.45</b>					<b>4.94</b>								<b>31.10</b>
							Q1:	26,24	13.45	5.4	6.1	bT	0.800		B:	13.1	13.2	14.3	13.1	12.8	39.4
								5.0	5.9	ST	0.600		D:	-3.6	-1.8	-3.0	-1.8	-1.9	-6.6		
								<b>13.45</b>				<b>7.87</b>							<b>32.80</b>		
20	115	2036897	ARMSTRONG Brooke	BC	2004	Q2:	27,24	12.14	4.1	4.0	3	0.750		B:	12.4	13.0	13.2	12.5	12.9	38.4	51.16
									5.9	4.9	S	0.480		D:	-2.4	-1.2	-2.2	-1.6	-1.9	-5.0	
								<b>12.14</b>					<b>5.62</b>								<b>33.40</b>
							Q1:														
21	132	1963665	SAYERS Jana	AB	2003	Q2:	27,29	12.07	5.4	5.7	3	0.750		B:	10.8	11.5	11.5	11.1	10.6	33.4	50.05
									5.0	4.7	bPp	0.830		D:	-2.2	-0.8	-1.3	-1.5	-0.3	-3.6	
								<b>12.07</b>					<b>8.18</b>								<b>29.80</b>
							Q1:	29,30	9.43	3.1	3.7	3	0.750		B:	10.4	11.2	11.2	12.5	10.9	32.8
								4.8	5.1	bPp	0.830		D:	-6.2	-7.6	-5.3	-4.0	-5.7	-17.2		
								<b>9.43</b>				<b>6.65</b>						<b>15.60</b>			
22	134	1963550	HURRY Kiera	AB	2002	Q2:	27,97	11.18	5.0	4.9	bT	0.800		B:	13.0	13.0	14.3	11.9	12.4	37.3	49.63
									8.1	7.3	S	0.480		D:	-2.4	-1.8	-2.3	-3.0	-0.2	-6.5	
								<b>11.18</b>					<b>7.65</b>								<b>30.80</b>
							Q1:	29,50	9.16	5.6	5.3	bT	0.800		B:	12.4	12.0	14.0	12.1	12.6	36.5
								4.7	4.5	3	0.750		D:	-2.3	-2.0	-2.5	-1.8	-1.2	-6.1		
								<b>9.16</b>				<b>7.80</b>						<b>30.40</b>			
23	111	2553415	WALKER Lemon	BC	2006	Q2:	26,24	13.45	7.4	7.2	S	0.480		B:	8.6	8.3	11.4	10.2	9.8	28.6	45.37
									5.1	4.3	3	0.750		D:	-2.9	-1.0	-1.7	-1.0	-0.3	-3.7	
								<b>13.45</b>					<b>7.02</b>								<b>24.90</b>
							Q1:	27,20	12.19	5.8	5.4	S	0.480		B:	8.2	7.9	13.5	9.0	9.8	27.0
								5.0	4.1	3	0.750		D:	-1.4	-2.4	-3.0	-2.0	-0.7	-5.8		
								<b>12.19</b>				<b>6.09</b>						<b>21.20</b>			
24	133	1963694	STODDART Clare	AB	2001	Q2:	29,96	8.56	4.9	5.1	3	0.750		B:	10.1	10.0	11.5	12.0	11.0	32.6	42.36
									5.2	6.3	S	0.480		D:	-2.2	-2.0	-1.8	-1.5	-0.8	-5.3	
								<b>8.56</b>					<b>6.50</b>								<b>27.30</b>
							Q1:														





**FREESTYLE SKI 2019  
QUALIFICATION RESULTS  
Ladies' Moguls  
LAC BEAUPORT (CAN)  
FRI 15 MAR 2019 Start Time: tba**

MO

Number of Competitors: 31 Number of Countries: 4

Rank	Bib	Code	Name	Ctry	YB	Run	Time		Air					Turns						Score	Race Points									
							Seconds	Time Points	J6	J7	Jump	DD	Total	B	D	J1	J2	J3	J4			J5	Total							
						Q1:	29,79	8.78	4.2	4.0	3	0.750							B:	10.0	9.8	10.9	10.9	9.8	30.7	<b>31.96</b>				
									4.0	4.8	S	0.480							D:	-4.6	-3.2	-7.0	-3.5	-4.6	-12.7					
								<b>8.78</b>																	<b>18.00</b>					
25	105	2347405	ELEKES Grace	BC	2004	Q2:	29,61	9.02	6.4	5.9	S	0.480							B:	11.4	11.2	11.2	10.8	10.8	33.4	<b>36.20</b>				
									3.8	4.3	TS	0.600							D:	-4.4	-2.4	-4.8	-5.5	-1.5	-11.6					
								<b>9.02</b>																	<b>21.80</b>					
						Q1:	29,92	8.61	6.2	5.9	S	0.480								B:	12.0	11.2	11.1	11.8	10.3	34.1	<b>41.50</b>			
									4.4	3.9	TS	0.600							D:	-2.4	-2.2	-1.8	-2.0	-2.7	-6.6					
								<b>8.61</b>																	<b>27.50</b>					
26	106	2347398	ELEKES Megan	BC	2002	Q2:	29,31	9.41	5.3	5.8	S	0.480								B:	10.8	9.5	10.9	11.3	11.3	33.0	<b>37.78</b>			
									3.9	4.4	3	0.750							D:	-2.4	-3.4	-4.0	-3.0	-4.7	-10.4					
								<b>9.41</b>																	<b>22.60</b>					
						Q1:	29,43	9.26	5.1	4.4	S	0.480								B:	9.8	9.5	11.0	8.8	10.0	29.3	<b>28.71</b>			
									4.4	3.8	3	0.750							D:	-4.3	-4.4	-5.5	-5.5	-5.3	-15.2					
								<b>9.26</b>																	<b>14.10</b>					
27	147	1967878	UNG Danielle	ON	2005	Q2:	31,61	6.39	5.7	6.6	S	0.480								B:	9.4	9.4	10.4	10.1	11.7	29.9	<b>14.14</b>			
									0.2	0.1	3	0.750							D:	-9.0	-8.2	-7.8	-8.5	-8.5	-25.2					
								<b>6.39</b>																	<b>4.70</b>					
						Q1:	28,65	10.28	5.9	6.0	S	0.480									B:	9.5	9.2	10.9	9.9	11.4	30.3	<b>35.73</b>		
									3.8	3.4	3	0.750							D:	-3.8	-3.6	-6.0	-3.0	-4.6	-10.4					
								<b>10.28</b>																	<b>19.90</b>					
28	117	1982910	OZIEWICZ Emilia	BC	2005	Q2:	34,32	2.82	2.0	2.3	3	0.750								B:	9.4	9.3	10.5	8.8	10.9	29.2	<b>9.30</b>			
									3.8	4.0	S	0.480							D:	-9.6	-7.2	-8.0	-8.6	-9.6	-26.2					
								<b>2.82</b>																	<b>3.00</b>					
						Q1:	29,75	8.83	4.5	4.1	S	0.750									B:	9.5	9.2	10.4	8.8	8.0	27.5	<b>24.99</b>		
									5.6	4.6	S	0.480							D:	-4.8	-3.0	-6.2	-6.0	-7.5	-17.0					
								<b>8.83</b>																	<b>10.50</b>					
29	125	2596150	DAWSON Jessie	BC	2005	Q2:	31,88	6.03	5.1	4.1	S	0.480									B:	7.8	7.5	9.2	9.5	9.5	26.5	<b>21.66</b>		
									4.2	3.9	3	0.750							D:	-5.6	-3.2	-5.5	-5.7	-5.0	-16.1					
								<b>6.03</b>																	<b>10.40</b>					
						Q1:	33,35	4.10	4.8	4.7	S	0.480									B:	7.4	7.4	7.6	7.8	8.0	22.8	<b>15.53</b>		
									4.0	3.9	3	0.750							D:	-6.4	-5.6	-6.0	-5.0	-4.8	-16.6					
								<b>4.10</b>																	<b>6.20</b>					
30	148	2004560	AUBRY Ava	ON	2005	Q2:	79,51	0.00	2.0	1.7	bT	0.800									B:	8.4	0.3	0.4	0.1	0.1	0.5	<b>1.78</b>		
									0.0	0.0		0.000							D:	-8.0	-8.2	-8.0	-8.0	-22.0	-24.2					
								<b>0.00</b>																	<b>0.30</b>					
						Q1:	26,05	13.70	3.9	3.3	bL	0.820										B:	6.0	6.0	7.5	6.0	7.5	19.5	<b>16.94</b>	
									0.0	0.0		0.000							D:	-9.0	-8.5	-13.6	-9.2	-17.0	-31.8					
								<b>13.70</b>																	<b>0.30</b>					





**FREESTYLE SKI 2019  
 QUALIFICATION RESULTS  
 Ladies' Moguls  
 LAC BEAUPORT (CAN)  
 FRI 15 MAR 2019 Start Time: tba**

**MO**

**Number of Competitors: 31 Number of Countries: 4**

Rank	Bib	Code	Name	Ctry	YB	Run	Time		Air					Turns						Score	Race Points				
							Seconds	Time Points	J6	J7	Jump	DD	Total	B	D	J1	J2	J3	J4			J5	Total		
149	1964081		LEWIS Ally	ON	2004	Q2:																	DNS		
						Q1:																		DNS	

<b>Legend:</b>					
<b>Ctry</b>	Country	<b>DNF</b>	Did Not Finish	<b>DNS</b>	Did Not Start





**FREESTYLE SKI 2019  
QUALIFICATION RESULTS  
Men's Moguls  
LAC BEAUPORT (CAN)  
FRI 15 MAR 2019 Start Time: tba**

**MO**

Jury			Course Details		
<b>Chef de competition</b>	Denis Laroche	QUE	<b>Course Name</b>	Le petit vallon	
<b>Juge en chef</b>	Wayne Hinkel	MA	<b>Length</b>	194m	
<b>Delegue Technique</b>	Vicky Hamel	QUE	<b>Gradient</b>	24°	
<b>Officials</b>			<b>Pace Time</b>	21.44	
<b>Chef de piste</b>	Jean Sébastien Montminy	QUE	<b>Judges</b>		
<b>Chef de compilation</b>	Sylvie Poirier	QUE	<b>Judge 1 (Turns)</b>	Joyce Volpe	ON
			<b>Judge 2 (Turns)</b>	Hubert Piche	QUE
			<b>Judge 3 (Turns)</b>	Melissa Corbo	QUE
			<b>Judge 4 (Turns)</b>	Nancy Bergeron	QUE
			<b>Judge 5 (Turns)</b>	France Bolduc	QUE
			<b>Judge 6 (Air)</b>	Real Robichaud	QUE
			<b>Judge 7 (Air)</b>	Helene House	QUE

**Number of Competitors: 66 Number of Countries: 5**

Rank	Bib	Code	Name	Ctry	YB	Run	Time		Air					Turns						Score	Tie
							Seconds	Time Points	J6	J7	Jump	DD	Total	B	D	J1	J2	J3	J4		

**Agegroup: U14**

1	167	1966583	<b>BOUGIE Jean Christophe</b>	QC	2005	Q2:	24,70	11.13	5.8	7.0	3	0.650		<b>B:</b>	14.2	14.0	14.4	14.7	14.7	43.3	<b>60.91</b>
														<b>D:</b>	-1.0	-4.2	-1.0	-1.0	-0.2	-3.0	
								<b>11.13</b>				<b>9.48</b>								<b>40.30</b>	
						Q1:	23,68	12.65	4.2	4.4	3	0.650		<b>B:</b>	15.4	14.6	13.5	14.8	14.2	43.6	<b>61.68</b>
														<b>D:</b>	-1.2	-4.0	-4.5	-1.0	-1.0	-3.2	
								<b>12.65</b>				<b>8.63</b>								<b>40.40</b>	
2	168	1967526	<b>MORNEAU Tristan</b>	QC	2006	Q2:	23,78	12.50	5.2	5.1	3	0.650		<b>B:</b>	14.6	14.2	14.7	15.4	14.4	43.7	<b>60.81</b>
														<b>D:</b>	-1.4	-1.7	-4.8	-1.5	-0.2	-4.6	
								<b>12.50</b>				<b>9.21</b>								<b>39.10</b>	
						Q1:	23,50	12.92	4.7	4.6	3	0.650		<b>B:</b>	14.0	14.0	14.6	14.5	14.6	43.1	<b>60.04</b>
														<b>D:</b>	-1.6	-1.4	-2.3	-1.8	-0.5	-4.8	
								<b>12.92</b>				<b>8.82</b>								<b>38.30</b>	
3	108	2707995	<b>MASON Shawn</b>	BC	2005	Q2:	25,59	9.80	4.4	4.2	7	0.850		<b>B:</b>	12.4	12.4	13.4	13.9	13.1	38.9	<b>45.51</b>
														<b>D:</b>	-3.0	-4.0	-4.5	-2.5	-2.0	-9.5	
								<b>9.80</b>				<b>6.31</b>								<b>29.40</b>	
						Q1:	25,57	9.83	5.8	5.8	7	0.850		<b>B:</b>	11.8	11.8	12.0	14.3	13.6	37.4	<b>50.41</b>
														<b>D:</b>	-2.2	-0.8	-2.5	-1.5	-1.3	-5.0	
								<b>9.83</b>				<b>8.18</b>								<b>32.40</b>	
4	154	1967831	<b>CLOWATER Dylan</b>	ON	2005	Q2:	27,19	7.41	6.1	5.1	TS	0.500		<b>B:</b>	11.6	12.1	10.9	11.0	12.9	34.7	<b>34.24</b>
														<b>D:</b>	-4.6	-4.2	-7.6	-6.1	-2.4	-14.9	
								<b>7.41</b>				<b>7.03</b>								<b>19.80</b>	
						Q1:	25,86	9.40	6.2	5.2	TS	0.500		<b>B:</b>	10.4	10.6	11.5	13.5	11.9	34.0	<b>46.23</b>
														<b>D:</b>	-2.6	-1.4	-1.5	-1.5	-0.5	-4.4	
								<b>9.40</b>				<b>7.23</b>								<b>29.60</b>	





**FREESTYLE SKI 2019  
QUALIFICATION RESULTS  
Men's Moguls  
LAC BEAUPORT (CAN)  
FRI 15 MAR 2019 Start Time: tba**

**MO**

Number of Competitors: 66 Number of Countries: 5

Rank	Bib	Code	Name	Ctry	YB	Run	Time		Air					Turns						Score	Tie	
							Seconds	Time Points	J6	J7	Jump	DD	Total	B	D	J1	J2	J3	J4			J5
5	161	1964119	TURNAU Aaron	ON	2005	Q2:	26,40	8.59	4.3	3.9	3	0.650		B:	12.0	12.0	13.4	14.5	13.4	38.8	46.07	
								8.59				4.68		D:	-2.4	-4.0	-2.6	-2.1	-1.5	-6.0		
						Q1:	27,34	7.19	4.5	4.1	3	0.650		B:	12.0	12.4	12.4	12.9	14.3	36.8	43.20	
													D:	-2.2	-2.0	-2.0	-1.5	-1.5	-5.5			
								7.19				4.71										
6	107	2560142	HESLOP Mattheus	BC	2006	Q2:	39,36	0.00	5.9	5.0	3p	0.680		B:	11.0	10.9	13.6	11.9	12.0	34.9	11.28	
								0.00				6.58		D:	-10.4	-10.8	-9.0	-11.0	-8.0	-30.2		
						Q1:	26,45	8.52	5.7	4.5	3p	0.680		B:	11.9	10.6	12.9	12.0	11.9	35.8	45.14	
													D:	-4.0	-4.2	-3.0	-1.5	-1.5	-6.0			
								8.52				6.82										
7	102	2726410	SWIFT Deston	BC	2005	Q2:	25,54	9.88	4.0	3.5	3	0.650		B:	11.0	10.8	11.9	11.2	12.2	34.1	44.30	
								9.88				6.42		D:	-2.2	-2.4	-3.3	-1.5	-0.8	-6.1		
						Q1:	26,06	9.10	3.9	3.6	3	0.650		B:	10.4	10.8	10.6	10.1	11.6	31.8	33.87	
													D:	-4.6	-2.8	-5.5	-5.0	-4.8	-12.4			
								9.10				5.37										
8	103	1992570	ROBERTS Charlie	BC	2005	Q2:	25,94	9.28	3.6	3.9	3	0.650		B:	10.4	10.4	11.6	13.5	12.2	34.2	42.11	
								9.28				6.13		D:	-2.4	-4.4	-2.3	-4.0	-2.8	-7.5		
						Q1:	27,72	6.62	4.5	4.4	3	0.650		B:	10.2	10.0	10.4	10.5	9.8	30.6	36.29	
													D:	-1.2	-4.0	-4.0	-2.3	-3.8	-7.3			
								6.62				6.37										
9	104	2017185	OWEN-MOLD Landon	BC	2006	Q2:	26,95	7.77	5.1	5.1	3p	0.680		B:	10.8	10.8	12.8	13.9	12.3	35.9	41.04	
								7.77				6.67		D:	-2.4	-4.8	-3.5	-2.5	-3.3	-9.3		
						Q1:	28,13	6.01	4.4	4.1	3p	0.680		B:	10.4	10.5	10.8	9.5	9.7	30.6	29.18	
													D:	-2.8	-3.8	-5.0	-6.0	-5.6	-14.4			
								6.01				6.97										
10	164	2016479	HARLEY Jacob	ON	2006	Q2:	29,11	4.55	4.5	5.3	bT	0.700		B:	11.8	11.2	11.3	13.9	13.1	36.2	40.81	
								4.55				5.76		D:	-3.6	-1.4	-2.7	-1.6	-4.0	-5.7		
						Q1:	36,11	0.00	5.3	5.0	bT	0.700		B:	10.4	11.2	9.0	8.0	11.2	30.6	5.10	
													D:	-13.5	-13.3	-19.7	-18.2	-14.4	-46.1			
								0.00				4.80										
11	156	3381260	HILBORN Luke	ON	2005	Q2:	29,47	4.01	4.4	4.3	3	0.650		B:	11.1	11.1	12.5	13.5	12.9	36.5	40.01	
								4.01				4.90		D:	-3.0	-0.8	-4.0	-1.6	-0.5	-5.4		





**FREESTYLE SKI 2019  
QUALIFICATION RESULTS  
Men's Moguls  
LAC BEAUPORT (CAN)  
FRI 15 MAR 2019 Start Time: tba**

**MO**

Number of Competitors: 66 Number of Countries: 5

Rank	Bib	Code	Name	Ctry	YB	Run	Time		Air					Turns						Score	Tie	
							Seconds	Time Points	J6	J7	Jump	DD	Total	B	D	J1	J2	J3	J4			J5
						Q1:	28,27	5.80	4.6	4.7	3	0.650		B:	40.8	11.1	11.4	43.5	12.3	34.8	<b>37.22</b>	
									5.2	4.8	TS	0.500		D:	-4.2	-2.4	-5.0	-2.3	-2.1	-8.9		
								<b>5.80</b>												<b>25.90</b>		
12	197	2537567	TOMALTY Gerry	ON	2006	Q2:	31,73	0.64	5.1	4.8	S	0.380		B:	9.0	8.2	10.6	10.8	44.0	30.4	<b>24.34</b>	
									3.4	3.9	TS	0.500		D:	-3.4	-3.0	-4.0	-4.5	-2.3	-10.4		
								<b>0.64</b>												<b>20.00</b>		
						Q1:	32,03	0.19	4.3	4.6	S	0.380		B:	8.4	8.2	10.1	40.2	9.0	27.5	<b>17.57</b>	
									3.8	3.0	TS	0.500		D:	-4.0	-3.4	-4.5	-5.0	-5.0	-13.5		
								<b>0.19</b>												<b>14.00</b>		
13	159	1967469	LADOUCEUR Quinn	ON	2005	Q2:	29,40	4.11	3.0	4.0	TTT	0.610		B:	44.0	12.4	11.2	12.0	43.2	35.6	<b>15.32</b>	
									3.9	4.6	XK	0.560		D:	-3.6	-8.4	-44.0	-10.5	-10.0	-28.9		
								<b>4.11</b>												<b>6.70</b>		
						Q1:	30,08	3.10	6.5	6.3	TTT	0.610		B:	10.0	10.8	9.2	9.0	42.0	30.0	<b>8.06</b>	
									2.0	2.0	S	0.380		D:	-10.6	-8.8	-43.4	-12.1	-10.8	-33.5		
								<b>3.10</b>												<b>0.30</b>		
14	162	2040098	RYAN Maguire	ON	2006	Q2:	65,61	0.00	1.7	1.9	S	0.380		B:	8.4	0.4	0.1	0.1	0.1	0.3	<b>0.98</b>	
									0.0	0.0		0.000		D:	-8.0	-8.1	-8.0	-23.0	-22.0	-38.1		
								<b>0.00</b>												<b>0.30</b>		
						Q1:															<b>DNF</b>	





**FREESTYLE SKI 2019  
QUALIFICATION RESULTS  
Men's Moguls  
LAC BEAUPORT (CAN)  
FRI 15 MAR 2019 Start Time: tba**


**MO**

Number of Competitors: 66 Number of Countries: 5

Rank	Bib	Code	Name	Ctry	YB	Run	Time		Air					Turns						Score	Tie
							Seconds	Time Points	J6	J7	Jump	DD	Total	B	D	J1	J2	J3	J4		

**Agegroup: U16**

1	175	1970254	PARADIS Louis	QC	2003	Q2:	20,87	16.85	6.4	6.5	7o	0.830	B:	47.0	16.8	46.2	16.7	16.8	50.3	<b>76.52</b>	
									8.2	7.5	bPp	0.730	D:	-0.8	-0.4	-0.9	-0.5	-0.9	-1.7		
								<b>16.85</b>				<b>11.07</b>							<b>48.60</b>		
						Q1:	20,59	17.26	8.7	8.9	3	0.650	B:	47.3	16.8	46.0	16.1	16.3	49.2	<b>76.61</b>	
									8.9	9.3	bPp	0.730	D:	-0.6	-0.8	-0.8	-0.8	-0.2	-2.2		
								<b>17.26</b>				<b>12.35</b>							<b>47.00</b>		
2	177	1993952	BOUCHARD Mathis	QC	2004	Q2:	21,55	15.83	8.1	8.2	bF	0.880	B:	46.4	16.0	45.6	15.5	47.3	<b>70.16</b>		
									4.4	4.2	7o	0.830	D:	-1.4	-0.8	-2.0	-1.1	-1.2	-3.7		
								<b>15.83</b>				<b>10.73</b>							<b>43.60</b>		
						Q1:	21,58	15.79	8.4	8.7	bF	0.880	B:	16.2	16.6	46.2	16.5	47.0	49.3	<b>76.56</b>	
									7.7	6.9	7o	0.830	D:	-1.0	-0.6	-4.0	-0.5	-0.2	-2.1		
								<b>15.79</b>				<b>13.57</b>							<b>47.20</b>		
3	169	1967528	NADON Benjamin	QC	2003	Q2:	20,69	17.11	7.5	7.0	10op	1.020	B:	15.6	15.2	15.1	45.0	45.7	45.9	<b>74.48</b>	
									8.5	8.2	7op	0.860	D:	-0.6	-0.4	-2.8	-1.5	-1.0	-3.1		
								<b>17.11</b>				<b>14.57</b>							<b>42.80</b>		
						Q1:	21,95	15.23	7.8	6.9	10o	0.990	B:	45.4	15.2	46.6	15.8	15.8	46.8	<b>74.08</b>	
									8.2	7.8	7op	0.860	D:	-4.2	-0.8	-0.8	-0.5	-0.0	-2.1		
								<b>15.23</b>				<b>14.15</b>							<b>44.70</b>		
4	150	1967866	MYSKO Alex	ON	2003	Q2:	21,15	16.43	8.0	7.0	bL	0.720	B:	16.0	15.9	45.3	15.9	46.3	47.8	<b>74.25</b>	
									8.5	8.2	bPG	0.830	D:	-4.0	-0.8	-1.0	-0.5	-0.5	-2.3		
								<b>16.43</b>				<b>12.32</b>							<b>45.50</b>		
						Q1:	22,12	14.98	8.2	7.2	bL	0.720	B:	15.6	15.6	45.8	44.8	15.7	46.9	<b>73.44</b>	
									9.0	8.9	bPG	0.830	D:	-4.0	-0.8	-0.6	-0.0	-0.0	-1.4		
								<b>14.98</b>				<b>12.96</b>							<b>45.50</b>		
5	202	1967407	FONTAINE Miha	QC	2004	Q2:	21,86	15.37	8.2	8.3	bF	0.880	B:	15.4	45.2	46.0	15.7	15.9	47.0	<b>73.74</b>	
									9.0	9.4	bPp	0.730	D:	-4.2	-1.2	-0.9	-0.5	-0.5	-2.6		
								<b>15.37</b>				<b>13.97</b>							<b>44.40</b>		
						Q1:	21,44	16.00	8.5	8.9	bF	0.880	B:	13.0	13.0	13.7	44.5	42.4	39.7	<b>66.96</b>	
									8.2	8.1	7op	0.860	D:	-0.6	-0.8	-4.8	-1.3	-1.3	-3.4		
								<b>16.00</b>				<b>14.66</b>							<b>36.30</b>		
6	136	1967645	DAWSON Quinn	AB	2004	Q2:	21,30	16.20	8.3	7.4	7op	0.860	B:	16.5	16.5	46.9	46.4	16.2	49.2	<b>73.34</b>	
									4.0	3.3	7oG	0.960	D:	-1.0	-0.6	-0.7	-4.0	-0.3	-2.3		
								<b>16.20</b>				<b>10.24</b>							<b>46.90</b>		
						Q1:	21,11	16.49	6.3	5.6	7o	0.830	B:	46.8	16.6	44.8	15.2	15.4	47.2	<b>71.68</b>	
									8.4	8.5	bPp	0.730	D:	-1.0	-0.8	-1.3	-4.5	-0.5	-3.1		
								<b>16.49</b>				<b>11.09</b>							<b>44.10</b>		
7	180	1970201	ST-ONGE Cedric	QC	2004	Q2:	21,19	16.37	4.0	4.4	bPG	0.830	B:	45.9	15.4	44.9	15.0	15.8	46.2	<b>68.96</b>	
									8.0	8.2	bPp	0.730	D:	-1.2	-0.8	-4.9	-1.0	-0.4	-3.0		
								<b>16.37</b>				<b>9.39</b>							<b>43.20</b>		







**FREESTYLE SKI 2019  
QUALIFICATION RESULTS  
Men's Moguls  
LAC BEAUPORT (CAN)  
FRI 15 MAR 2019 Start Time: tba**

**MO**

Number of Competitors: 66 Number of Countries: 5

Rank	Bib	Code	Name	Ctry	YB	Run	Time		Air					Turns						Score	Tie	
							Seconds	Time Points	J6	J7	Jump	DD	Total	B	D	J1	J2	J3	J4			J5
						Q1:	21,37	16.10	7.8	6.7	bPG	0.830		B:	46.5	16.2	15.5	15.5	14.9	47.2	<b>72.20</b>	
									8.3	8.4	bPp	0.730		D:	-1.6	-0.8	-2.3	-0.8	-0.3	-3.2		
								<b>16.10</b>				<b>12.10</b>							<b>44.00</b>			
8	172	1967388	DUBUC Joey	QC	2003	Q2:	21,53	15.86	7.0	6.7	bPG	0.830		B:	15.5	15.6	15.3	46.2	46.4	46.4	<b>71.51</b>	
									7.1	6.8	7op	0.860		D:	-0.8	-4.2	-0.8	-0.8	-0.2	-2.4		
								<b>15.86</b>				<b>11.65</b>							<b>44.00</b>			
						Q1:	21,56	15.82	4.3	4.1	bPG	0.830		B:	46.4	16.2	15.5	46.4	16.0	47.7	<b>66.83</b>	
									5.3	4.8	7op	0.860		D:	-1.8	-1.3	-1.4	-2.0	-0.5	-4.5		
								<b>15.82</b>				<b>7.81</b>							<b>43.20</b>			
9	123	1963868	KANG Phillip	BC	2004	Q2:	21,34	16.14	7.6	6.9	7op	0.860		B:	15.5	46.3	44.9	15.2	15.6	46.3	<b>70.41</b>	
									6.8	7.3	bPp	0.730		D:	-0.8	-1.1	-4.7	-1.5	-0.5	-3.4		
								<b>16.14</b>				<b>11.37</b>							<b>42.90</b>			
						Q1:	21,62	15.73	5.2	5.1	7op	0.860		B:	46.4	16.1	45.4	15.5	16.3	47.9	<b>70.38</b>	
									7.4	7.2	bPp	0.730		D:	-4.2	-1.2	-0.8	-1.0	-0.0	-3.0		
								<b>15.73</b>				<b>9.75</b>							<b>44.90</b>			
10	176	1966604	CARRIER Malcom	QC	2003	Q2:	21,06	16.56	6.9	6.3	bPG	0.830		B:	15.8	15.1	15.0	45.0	46.5	45.9	<b>68.88</b>	
									5.1	6.0	bPp	0.730		D:	-0.8	-0.8	-2.2	-1.5	-0.4	-3.1		
								<b>16.56</b>				<b>9.52</b>							<b>42.80</b>			
						Q1:	21,56	15.82	7.9	8.6	bPG	0.830		B:	46.4	14.8	16.2	14.4	44.4	45.4	<b>68.24</b>	
									8.0	7.3	bPp	0.730		D:	-4.2	-2.0	-2.2	-2.1	-1.3	-5.4		
								<b>15.82</b>				<b>12.42</b>							<b>40.00</b>			
11	224	2562954	GAGNON DESHARNAIS William	QC	2003	Q2:	21,47	15.95	8.0	7.4	bPG	0.830		B:	14.7	44.0	46.5	14.8	15.0	44.5	<b>67.55</b>	
									5.7	5.3	bPp	0.730		D:	-1.0	-0.8	-4.8	-1.5	-0.3	-3.3		
								<b>15.95</b>				<b>10.40</b>							<b>41.20</b>			
						Q1:	22,21	14.85	6.8	7.0	bPG	0.830		B:	14.0	14.0	46.4	14.2	43.8	42.2	<b>63.56</b>	
									6.2	6.1	bPp	0.730		D:	-2.2	-1.2	-1.0	-1.5	-0.4	-3.7		
								<b>14.85</b>				<b>10.21</b>							<b>38.50</b>			
12	181	2047674	BOUDREAULT Zachary	QC	2004	Q2:	21,73	15.56	6.1	6.2	3	0.650		B:	14.8	44.2	14.2	14.5	46.0	43.5	<b>63.08</b>	
									5.9	5.7	bPp	0.730		D:	-1.4	-2.4	-1.8	-1.0	-0.0	-4.2		
								<b>15.56</b>				<b>8.22</b>							<b>39.30</b>			
						Q1:	22,42	14.53	6.8	7.2	3	0.650		B:	15.1	44.4	46.2	15.0	15.9	46.0	<b>66.56</b>	
									6.6	6.8	bPp	0.730		D:	-1.4	-4.8	-1.0	-1.0	-0.2	-3.4		
								<b>14.53</b>				<b>9.43</b>							<b>42.60</b>			
13	124	2475306	DUPRAY Adam	BC	2003	Q2:	22,35	14.64	5.1	4.6	bPp	0.730		B:	14.1	14.0	44.9	14.7	43.8	42.8	<b>62.60</b>	
									6.2	5.2	7o	0.830		D:	-4.8	-1.3	-1.3	-0.5	-0.5	-3.1		
								<b>14.64</b>				<b>8.26</b>							<b>39.70</b>			
						Q1:	23,35	13.14	6.2	5.7	bPp	0.730		B:	43.4	13.2	45.0	14.8	14.8	42.8	<b>63.28</b>	
									6.4	5.7	7op	0.860		D:	-4.5	-1.0	-0.7	-0.5	-0.0	-2.2		
								<b>13.14</b>				<b>9.54</b>							<b>40.60</b>			





**FREESTYLE SKI 2019  
QUALIFICATION RESULTS  
Men's Moguls  
LAC BEAUPORT (CAN)  
FRI 15 MAR 2019 Start Time: tba**

**MO**

Number of Competitors: 66 Number of Countries: 5

Rank	Bib	Code	Name	Ctry	YB	Run	Time		Air					Turns						Score	Tie	
							Seconds	Time Points	J6	J7	Jump	DD	Total	B	D	J1	J2	J3	J4			J5
14	196	2049957	PRIMEAU Victor	QC	2003	Q2:	23,54	12.86	7.2	6.5	bPp	0.730		B:	13.8	42.9	14.3	44.8	14.7	42.8	62.97	
								8.1	7.3	7op	0.860		D:	-1.8	-0.8	-2.3	-1.7	-0.2	-4.3			
							<u>12.86</u>					<u>11.61</u>							<u>38.50</u>			
						Q1:	24,54	11.37	6.8	7.0	bPp	0.730		B:	11.8	40.4	43.7	13.1	13.1	38.0	57.29	
								7.4	6.3	7op	0.860		D:	-0.4	-2.0	-1.0	-1.5	-0.5	-3.0			
							<u>11.37</u>					<u>10.92</u>							<u>35.00</u>			
15	114	2006751	GANNON Daniel	BC	2004	Q2:	23,67	12.67	5.8	5.2	3p	0.680		B:	14.6	14.6	46.2	14.7	44.0	43.9	60.74	
								7.9	7.0	bPp	0.730		D:	-1.6	-1.8	-1.6	-2.0	-4.0	-5.0			
							<u>12.67</u>					<u>9.17</u>							<u>38.90</u>			
						Q1:	24,76	11.04	6.1	6.0	3p	0.680		B:	43.8	14.2	14.4	44.8	14.2	42.8	57.68	
								6.4	6.3	bPp	0.730		D:	-1.8	-4.0	-1.6	-2.3	-1.5	-4.9			
							<u>11.04</u>					<u>8.74</u>							<u>37.90</u>			
16	142	1963549	HURRY Conner	AB	2004	Q2:	25,21	10.37	2.0	1.9	bPp	0.730		B:	13.2	43.0	13.4	13.9	44.0	40.5	33.19	
								7.7	6.3	bPG	0.830		D:	-7.2	-7.8	-8.1	-9.4	-9.0	-24.9			
							<u>10.37</u>					<u>7.22</u>							<u>15.60</u>			
						Q1:	22,66	14.17	7.3	7.2	bPp	0.730		B:	44.8	12.0	12.8	43.0	12.1	36.9	57.59	
								8.3	8.2	bPG	0.830		D:	-1.8	-1.2	-3.3	-2.6	-4.0	-5.6			
							<u>14.17</u>					<u>12.12</u>							<u>31.30</u>			
17	143	1963526	GREANYA Aiden	AB	2004	Q2:	23,50	12.92	4.9	5.1	3oG	0.840		B:	13.8	43.2	14.4	44.5	14.0	42.2	57.34	
								7.8	7.7	bPG	0.830		D:	-2.6	-7.0	-3.7	-2.1	-0.8	-8.4			
							<u>12.92</u>					<u>10.62</u>							<u>33.80</u>			
						Q1:	22,20	14.86	6.2	5.2	3oG	0.840		B:	12.8	42.2	12.9	43.5	13.2	38.9	56.50	
								8.0	8.3	bPG	0.830		D:	-3.8	-4.2	-1.0	-4.0	-0.4	-8.8			
							<u>14.86</u>					<u>11.54</u>							<u>30.10</u>			
18	144	1967676	LEE Xander	AB	2003	Q2:	25,04	10.62	6.1	5.9	7o	0.830		B:	14.0	43.4	14.0	44.8	13.9	41.9	54.91	
								4.2	3.8	bPp	0.730		D:	-2.2	-1.6	-2.5	-1.7	-4.5	-5.5			
							<u>10.62</u>					<u>7.89</u>							<u>36.40</u>			
						Q1:	32,60	0.00	5.1	5.5	7o	0.830		B:	42.0	12.0	10.0	9.0	12.0	34.0	9.91	
								4.8	4.3	bPp	0.730		D:	-10.6	-10.8	-10.4	-10.4	-11.6	-31.8			
							<u>0.00</u>					<u>7.71</u>							<u>2.20</u>			
19	120	2001543	SCARTH Owen	BC	2004	Q2:	23,54	12.86	3.6	3.0	3	0.650		B:	42.7	12.9	12.8	43.0	13.0	38.7	51.40	
								7.9	6.9	bPp	0.730		D:	-2.8	-2.2	-2.6	-3.4	-2.3	-7.7			
							<u>12.86</u>					<u>7.54</u>							<u>31.00</u>			
						Q1:	23,65	12.70	5.3	5.8	3	0.650		B:	44.7	14.5	13.5	14.2	42.3	42.2	53.52	
								5.9	6.5	bPp	0.730		D:	-3.2	-3.0	-3.3	-3.3	-2.2	-9.5			
							<u>12.70</u>					<u>8.12</u>							<u>32.70</u>			
20	121	1963457	BURNYEAT Brian	BC	2004	Q2:	25,19	10.40	5.1	4.4	3	0.650		B:	42.2	12.2	13.1	43.3	13.2	38.5	53.40	
								7.8	6.5	bPp	0.730		D:	-0.8	-0.8	-2.3	-1.5	-1.5	-3.8			
							<u>10.40</u>					<u>8.30</u>							<u>34.70</u>			






**FREESTYLE SKI 2019  
QUALIFICATION RESULTS  
Men's Moguls  
LAC BEAUPORT (CAN)  
FRI 15 MAR 2019 Start Time: tba**

**MO**

Number of Competitors: 66 Number of Countries: 5

Rank	Bib	Code	Name	Ctry	YB	Run	Time		Air					Turns						Score	Tie	
							Seconds	Time Points	J6	J7	Jump	DD	Total	B	D	J1	J2	J3	J4			J5
						Q1:	24,79	11.00	4.6	4.6	3	0.650		B:	12.2	12.0	11.8	11.0	11.3	35.1	43.96	
									5.7	6.0	bPp	0.730		D:	-2.6	-4.8	-4.6	-3.0	-3.8	-9.4		
								<b>11.00</b>				<b>7.26</b>							<b>25.70</b>			
21	158	2042740	STRICKLAND Luke	ON	2004	Q2:	25,81	9.47	5.0	4.3	bPp	0.730		B:	10.8	10.4	12.6	13.2	12.0	35.4	29.76	
									3.7	3.9	TS	0.500		D:	-6.0	-6.4	-8.0	-4.0	-8.6	-20.4		
								<b>9.47</b>				<b>5.29</b>							<b>15.00</b>			
						Q1:	25,39	10.10	8.0	7.4	bPp	0.730		B:	11.0	10.8	12.5	12.5	12.3	35.8	46.56	
									8.2	7.3	S	0.380		D:	-2.6	-2.3	-3.0	-2.0	-5.0	-7.9		
								<b>10.10</b>				<b>8.56</b>							<b>27.90</b>			
22	116	2801162	CAREY Cole	BC	2004	Q2:	22,65	14.19	3.8	3.2	3	0.650		B:	12.0	11.6	13.8	14.5	12.9	38.7	46.04	
									4.0	3.9	TS	0.500		D:	-4.0	-2.5	-3.6	-5.0	-5.0	-11.1		
								<b>14.19</b>				<b>4.25</b>							<b>27.60</b>			
						Q1:	23,00	13.67	4.5	4.4	7	0.850		B:	10.4	11.0	12.8	13.0	10.9	34.7	35.12	
									4.0	3.3	3	0.650		D:	-3.0	-3.2	-8.6	-7.6	-8.6	-19.4		
								<b>13.67</b>				<b>6.15</b>							<b>15.30</b>			
23	112	2830369	WALKLEY Trent	BC	2004	Q2:	25,79	9.50	3.9	4.0	3	0.650		B:	11.0	11.2	11.1	11.0	12.8	33.3	42.04	
									3.8	4.5	TS	0.500		D:	-4.0	-1.1	-3.0	-2.0	-2.3	-5.4		
								<b>9.50</b>				<b>4.64</b>							<b>27.90</b>			
						Q1:	26,35	8.67	4.8	4.9	3	0.650		B:	11.0	10.8	13.2	13.6	12.9	37.1	42.99	
									4.2	5.3	TS	0.500		D:	-2.8	-4.8	-3.4	-3.0	-2.5	-8.3		
								<b>8.67</b>				<b>5.52</b>							<b>28.80</b>			
24	155	1964068	HANSEN Drew	ON	2004	Q2:	29,24	4.35	6.0	5.4	TS	0.500		B:	11.0	10.9	13.6	13.3	13.9	37.9	8.29	
									0.9	1.0	3oG	0.840		D:	-13.8	-12.8	-14.1	-13.4	-15.6	-41.3		
								<b>4.35</b>				<b>3.64</b>							<b>0.30</b>			
						Q1:	25,15	10.46	5.2	6.0	TS	0.500		B:	9.8	9.8	12.3	12.8	11.3	33.4	37.18	
									4.0	3.2	3oG	0.840		D:	-6.6	-6.0	-2.9	-3.6	-2.3	-12.5		
								<b>10.46</b>				<b>5.82</b>							<b>20.90</b>			
25	153	1964044	CASHMORE Cole	ON	2003	Q2:	27,98	6.23	3.3	3.5	3	0.650		B:	10.8	10.6	10.5	11.0	11.4	32.4	10.11	
									2.3	1.5	bPp	0.730		D:	-16.6	-15.8	-14.2	-15.4	-15.3	-46.5		
								<b>6.23</b>				<b>3.58</b>							<b>0.30</b>			
						Q1:	23,53	12.88	5.3	5.2	3	0.650		B:	10.2	10.7	9.5	12.5	11.8	32.7	34.44	
									5.7	5.4	bPp	0.730		D:	-9.0	-9.0	-5.0	-3.5	-4.6	-18.6		
								<b>12.88</b>				<b>7.46</b>							<b>14.10</b>			
26	163	2046658	JARVIS Jake	ON	2004	Q2:	27,04	7.64	5.2	4.2	TS	0.500		B:	9.8	9.5	12.6	10.9	11.2	31.9	30.32	
									4.1	3.7	bT	0.700		D:	-5.2	-4.5	-4.8	-5.0	-4.5	-14.3		
								<b>7.64</b>				<b>5.08</b>							<b>17.60</b>			
						Q1:	29,26	4.32	2.8	2.9	S	0.380		B:	9.4	9.0	10.9	11.0	10.2	30.5	7.10	
									2.1	1.9	bT	0.700		D:	-12.4	-11.6	-13.2	-10.8	-10.7	-34.8		
								<b>4.32</b>				<b>2.48</b>							<b>0.30</b>			





**FREESTYLE SKI 2019  
QUALIFICATION RESULTS  
Men's Moguls  
LAC BEAUPORT (CAN)  
FRI 15 MAR 2019 Start Time: tba**

**MO**

Number of Competitors: 66 Number of Countries: 5

Rank	Bib	Code	Name	Ctry	YB	Run	Time		Air					Turns						Score	Tie	
							Seconds	Time Points	J6	J7	Jump	DD	Total	B	D	J1	J2	J3	J4			J5
27	160	2455847	HARLEY Noah	ON	2004	Q2:	29,56	3.88	2.3	2.5	bT	0.700		B:	11.4	11.4	12.4	12.5	12.9	36.3	27.91	
									3.9	4.7	TS	0.500		D:	-3.7	-8.4	-6.1	-4.9	-5.1	-16.1		
							<b>3.88</b>				<b>3.83</b>							<b>20.20</b>				
						Q1:	53,10	0.00	1.8	1.7	bT	0.700		B:	8.1	8.1	9.4	7.0	10.0	23.2	1.52	
								0.0	0.0		0.000		D:	-8.0	-8.0	-0.0	-23.6	-22.0	-38.0			
							<b>0.00</b>				<b>1.22</b>							<b>0.30</b>				
28	151	2043270	MCDERMID Nicholas	ON	2004	Q2:	26,93	7.80	1.9	1.6	bPp	0.730		B:	11.0	12.8	12.1	10.4	12.4	35.5	12.11	
									2.9	2.9	ft	0.740		D:	-12.0	-12.0	-10.4	-10.6	-12.6	-34.6		
							<b>7.80</b>				<b>3.41</b>							<b>0.90</b>				
						Q1:	26,05	9.11	2.2	1.8	bPp	0.730		B:	10.8	12.4	11.2	13.4	10.3	34.4	27.05	
								6.3	6.1	ft	0.740		D:	-7.0	-6.4	-8.0	-7.5	-8.0	-22.5			
							<b>9.11</b>				<b>6.04</b>							<b>11.90</b>				





**FREESTYLE SKI 2019  
QUALIFICATION RESULTS  
Men's Moguls  
LAC BEAUPORT (CAN)  
FRI 15 MAR 2019 Start Time: tba**


**MO**

Number of Competitors: 66 Number of Countries: 5

Rank	Bib	Code	Name	Ctry	YB	Run	Time		Air					Turns						Score	Tie
							Seconds	Time Points	J6	J7	Jump	DD	Total	B	D	J1	J2	J3	J4		

**Agegroup: U18**

1	165	1967897	CHALIFOUX Louis-David	QC	2002	Q2:	20,21	17.83	8.2	8.2	bF	0.880	B:	48.0	17.6	46.7	17.5	17.4	52.5	<b>83.37</b>	
								<u>17.83</u>					D:	-0.8	-0.0	-4.2	-0.5	-0.0	-1.3		
																			<u>14.34</u>		
						Q1:	20,66	17.16	9.0	9.4	bF	0.880	B:	17.2	17.1	16.9	46.2	48.0	51.2	<b>81.92</b>	
								<u>17.16</u>					D:	-0.6	-0.6	-4.4	-0.6	-0.2	-1.8		
																			<u>15.36</u>		
2	182	1967578	THIVIERGE Charles Olivier	QC	2002	Q2:	20,08	18.02	8.3	8.6	3oG	0.840	B:	17.3	17.2	16.8	46.5	47.5	51.3	<b>82.70</b>	
								<u>18.02</u>					D:	-0.4	-0.4	-0.5	-0.0	-0.0	-0.8		
																			<u>14.18</u>		
						Q1:	20,35	17.62	8.0	7.3	3oG	0.840	B:	47.4	17.2	45.9	16.8	17.1	51.1	<b>78.20</b>	
								<u>17.62</u>					D:	-1.2	-0.8	-1.0	-4.5	-0.4	-3.0		
																			<u>12.48</u>		
3	137	1967753	GOODISON Samuel	AB	2002	Q2:	20,52	17.37	8.8	9.0	bL	0.720	B:	47.0	45.5	16.3	16.2	16.8	49.3	<b>79.24</b>	
								<u>17.37</u>					D:	-0.4	-0.8	-0.9	-0.5	-0.0	-1.7		
																			<u>14.27</u>		
						Q1:	21,01	16.64	4.8	5.0	bF	0.880	B:	46.5	15.1	44.7	15.8	15.0	45.9	<b>69.72</b>	
								<u>16.64</u>					D:	-1.2	-0.8	-1.5	-1.0	-2.0	-3.7		
																			<u>10.88</u>		
4	135	1967713	TANNER Marc	AB	2001	Q2:	21,61	15.74	7.1	6.2	7oG	0.960	B:	15.8	15.7	45.0	15.6	46.0	47.1	<b>69.50</b>	
								<u>15.74</u>					D:	-1.2	-1.2	-2.5	-2.0	-4.0	-4.4		
																			<u>11.06</u>		
						Q1:	20,51	17.38	8.2	7.4	7oG	0.960	B:	16.2	46.3	16.0	45.5	15.8	48.0	<b>77.47</b>	
								<u>17.38</u>					D:	-2.4	-0.8	-1.1	-1.6	-0.8	-3.5		
																			<u>15.59</u>		
5	157	1967854	JOHNSTON Parker	ON	2002	Q2:	21,03	16.61	8.8	9.0	bF	0.880	B:	15.9	45.0	15.2	15.8	46.0	46.9	<b>77.30</b>	
								<u>16.61</u>					D:	-0.8	-0.4	-1.1	-4.3	-0.3	-2.3		
																			<u>16.09</u>		
						Q1:	23,36	13.13	2.1	2.0	bF	0.880	B:	45.5	14.8	14.7	44.0	14.9	44.4	<b>45.84</b>	
								<u>13.13</u>					D:	-6.5	-6.8	-8.0	-6.5	-6.5	-19.8		
																			<u>8.11</u>		
6	171	1967912	GAUTHIER Julien	QC	2002	Q2:														<b>DNF</b>	
						Q1:	22,08	15.04	7.2	7.1	bF	0.880	B:	16.4	46.7	16.0	15.8	45.7	48.2	<b>76.13</b>	
								<u>15.04</u>					D:	-4.0	-0.8	-0.8	-0.3	-0.0	-1.9		
																			<u>14.79</u>		
7	166	1967888	BERTRAND Felix	QC	2002	Q2:	21,88	15.34	6.7	7.2	7o	0.830	B:	46.9	16.8	16.6	46.2	16.4	49.8	<b>73.39</b>	
								<u>15.34</u>					D:	-0.2	-1.0	-4.2	-0.0	-0.0	-1.2		
																			<u>9.45</u>		
																				<u>8.60</u>	






**FREESTYLE SKI 2019  
QUALIFICATION RESULTS  
Men's Moguls  
LAC BEAUPORT (CAN)  
FRI 15 MAR 2019 Start Time: tba**

**MO**

Number of Competitors: 66 Number of Countries: 5

Rank	Bib	Code	Name	Ctry	YB	Run	Time		Air					Turns						Score	Tie	
							Seconds	Time Points	J6	J7	Jump	DD	Total	B	D	J1	J2	J3	J4			J5
						Q1:	21,04	16.59	7.1	7.6	7op	0.860		B:	16.9	17.0	15.5	15.8	48.2	<b>76.03</b>		
									8.5	8.2	bPG	0.830		D:	-0.4	-0.4	-1.3	-0.6	-1.0	-2.0		
								<b>16.59</b>				<b>13.24</b>							<b>46.20</b>			
8	119	1963897	MAGA Joshua	BC	2002	Q2:	21,20	16.35	8.2	8.6	7op	0.860		B:	15.6	16.2	15.1	15.0	46.5	46.9	<b>75.51</b>	
									9.3	9.2	bPp	0.730		D:	-0.4	-0.8	-1.1	-0.5	-0.2	-1.7		
								<b>16.35</b>				<b>13.96</b>							<b>45.20</b>			
						Q1:	21,79	15.47	5.4	5.0	7op	0.860		B:	15.8	15.8	15.1	15.2	44.6	46.1	<b>68.23</b>	
									8.3	8.4	bPp	0.730		D:	-1.2	-1.8	-1.5	-1.2	-1.0	-3.9		
								<b>15.47</b>				<b>10.56</b>							<b>42.20</b>			
9	174	1967432	GILBERT Benoit	QC	2002	Q2:	21,59	15.77	6.8	6.4	bF	0.880		B:	16.4	16.0	14.0	15.4	14.3	45.7	<b>68.87</b>	
									7.4	6.8	7op	0.860		D:	-1.8	-1.0	-1.7	-2.5	-0.5	-4.5		
								<b>15.77</b>				<b>11.90</b>							<b>41.20</b>			
						Q1:	21,90	15.31	8.0	8.1	bF	0.880		B:	16.1	16.2	15.9	15.2	45.0	47.2	<b>71.51</b>	
									8.2	7.9	7op	0.860		D:	-2.0	-1.6	-1.6	-1.8	-0.7	-5.0		
								<b>15.31</b>				<b>14.00</b>							<b>42.20</b>			
10	184	1967387	DUBUC Jeremy	QC	2001	Q2:	22,59	14.28	5.5	5.0	bF	0.880		B:	16.0	17.1	16.3	15.5	16.6	48.9	<b>70.51</b>	
									6.1	5.8	7op	0.860		D:	-1.0	-0.4	-1.1	-1.0	-0.0	-2.4		
								<b>14.28</b>				<b>9.73</b>							<b>46.50</b>			
						Q1:	22,55	14.34	6.5	6.4	bF	0.880		B:	16.0	15.8	14.5	14.0	14.9	45.2	<b>54.91</b>	
									4.0	3.9	7op	0.860		D:	-4.2	-4.2	-5.3	-6.0	-3.8	-13.7		
								<b>14.34</b>				<b>9.07</b>							<b>31.50</b>			
11	138	1967715	VAN DER MERWE Dylan	AB	2001	Q2:	21,57	15.80	8.0	7.9	7op	0.860		B:	15.0	14.6	15.0	15.0	16.3	45.0	<b>70.45</b>	
									7.6	7.8	bPp	0.730		D:	-0.4	-2.0	-0.8	-1.0	-1.0	-2.8		
								<b>15.80</b>				<b>12.45</b>							<b>42.20</b>			
						Q1:	22,78	14.00	8.2	8.1	7op	0.860		B:	14.0	13.6	14.2	14.1	14.9	42.3	<b>60.46</b>	
									7.4	7.0	bPp	0.730		D:	-3.8	-2.8	-2.3	-3.0	-1.2	-8.1		
								<b>14.00</b>				<b>12.26</b>							<b>34.20</b>			
12	170	1967380	DROUIN Xavier	QC	2002	Q2:	20,80	16.95	7.6	7.2	7o	0.830		B:	14.4	14.1	14.7	15.5	15.6	44.6	<b>69.79</b>	
									6.7	6.1	bPG	0.830		D:	-0.8	-1.0	-1.3	-1.1	-1.1	-3.2		
								<b>16.95</b>				<b>11.44</b>							<b>41.40</b>			
						Q1:	20,88	16.83	4.2	4.0	7oG	0.960		B:	12.8	12.8	13.8	14.9	14.0	40.6	<b>62.82</b>	
									8.4	7.4	bPG	0.830		D:	-1.2	-1.4	-3.7	-2.5	-0.4	-5.1		
								<b>16.83</b>				<b>10.49</b>							<b>35.50</b>			
13	173	1964143	BEAULIEU Charles	QC	2002	Q2:	21,47	15.95	7.9	8.4	bPp	0.730		B:	14.0	14.0	15.0	14.8	14.2	43.0	<b>51.13</b>	
									2.8	2.5	7oG	0.960		D:	-5.8	-5.4	-4.2	-5.1	-7.6	-16.3		
								<b>15.95</b>				<b>8.48</b>							<b>26.70</b>			
						Q1:	22,20	14.86	7.8	7.3	bPp	0.730		B:	15.2	15.0	14.2	15.0	16.0	45.2	<b>69.28</b>	
									7.9	6.8	7op	0.860		D:	-0.8	-0.8	-1.6	-1.0	-0.2	-2.6		
								<b>14.86</b>				<b>11.82</b>							<b>42.60</b>			






**FREESTYLE SKI 2019  
QUALIFICATION RESULTS  
Men's Moguls  
LAC BEAUPORT (CAN)  
FRI 15 MAR 2019 Start Time: tba**

**MO**

Number of Competitors: 66 Number of Countries: 5

Rank	Bib	Code	Name	Ctry	YB	Run	Time		Air					Turns						Score	Tie	
							Seconds	Time Points	J6	J7	Jump	DD	Total	B	D	J1	J2	J3	J4			J5
14	185	1967556	ROY Jérémie	QC	2001	Q2:	21,99	15.17	7.9	6.7	3G	0.780		B:	15.4	46.4	15.4	46.0	15.2	46.0	65.19	
								4.6	5.1	bPp	0.730		D:	-1.8	-1.6	-2.0	-1.8	-1.3	-5.2			
							<u>15.17</u>				<u>9.22</u>								<u>40.80</u>			
						Q1:	22,84	13.91	7.8	7.2	3G	0.780		B:	14.8	44.6	16.0	15.1	46.2	45.9	67.78	
								7.6	7.3	bPp	0.730		D:	-1.0	-1.3	-4.8	-1.0	-0.2	-3.3			
							<u>13.91</u>				<u>11.27</u>								<u>42.60</u>			
15	183	1967901	DELISLE Simon	QC	2002	Q2:	22,66	14.17	6.8	7.2	3	0.650		B:	14.8	14.9	44.7	15.0	46.8	44.7	66.08	
								6.8	6.8	bPp	0.730		D:	-0.4	-0.8	-4.8	-1.0	-0.5	-2.3			
							<u>14.17</u>				<u>9.51</u>								<u>42.40</u>			
						Q1:	21,61	15.74	3.2	4.0	3	0.650		B:	7.8	7.0	9.0	9.0	40.0	25.8	19.08	
								1.5	2.2	S	0.380		D:	-13.2	-43.2	-40.3	-12.1	-12.6	-37.9			
							<u>15.74</u>				<u>3.04</u>								<u>0.30</u>			
16	139	1963654	RICE Lewis	AB	2002	Q2:	22,09	15.02	6.9	6.3	bPp	0.730		B:	14.1	14.0	14.0	44.5	43.9	42.1	63.29	
								7.8	7.0	7op	0.860		D:	-4.0	-1.2	-2.6	-1.5	-2.3	-5.0			
							<u>15.02</u>				<u>11.17</u>								<u>37.10</u>			
						Q1:	25,00	10.68	7.0	6.4	bPp	0.730		B:	15.8	15.6	45.9	44.8	14.8	46.2	65.62	
								8.0	7.0	7op	0.860		D:	-0.9	-0.8	-0.9	-4.0	-0.2	-2.6			
							<u>10.68</u>				<u>11.34</u>								<u>43.60</u>			
17	100	1967944	TREMBLAY Alexis	QC	2001	Q2:	21,24	16.29	8.2	7.7	bL	0.720		B:	15.0	44.5	45.9	15.6	15.8	46.4	65.60	
								4.4	4.2	7op	0.860		D:	-2.4	-4.3	-2.5	-2.5	-1.6	-6.5			
							<u>16.29</u>				<u>9.41</u>								<u>39.90</u>			
						Q1:	22,26	14.77	6.3	5.8	bL	0.720		B:	14.8	44.3	14.5	14.5	45.7	43.8	64.92	
								7.0	6.5	7op	0.860		D:	-2.4	-1.2	-1.8	-0.8	-0.2	-3.8			
							<u>14.77</u>				<u>10.15</u>								<u>40.00</u>			
18	178	1967891	BOUCHER Frederic	QC	2002	Q2:	21,75	15.53	7.1	6.8	bF	0.880		B:	40.8	10.8	14.7	44.9	14.8	40.3	52.47	
								5.7	6.0	7op	0.860		D:	-2.2	-4.8	-6.7	-5.6	-4.1	-14.5			
							<u>15.53</u>				<u>11.14</u>								<u>25.80</u>			
						Q1:	21,01	16.64	7.9	6.9	bF	0.880		B:	13.6	43.5	13.7	14.2	44.4	41.5	65.31	
								7.0	6.4	7op	0.860		D:	-0.6	-1.3	-2.5	-2.1	-1.7	-5.1			
							<u>16.64</u>				<u>12.27</u>								<u>36.40</u>			
19	110	3046707	PHILLIPS Ethan	BC	2002	Q2:	20,95	16.73	8.3	8.4	bPG	0.830		B:	12.9	42.9	13.5	44.0	14.0	40.4	54.50	
								7.9	6.5	bPp	0.730		D:	-4.8	-6.8	-5.0	-5.0	-4.8	-14.8			
							<u>16.73</u>				<u>12.17</u>								<u>25.60</u>			
						Q1:	21,56	15.82	7.8	7.4	bPG	0.830		B:	13.8	44.4	14.0	43.0	13.1	40.9	63.30	
								6.1	5.9	bPp	0.730		D:	-0.8	-1.8	-3.3	-1.5	-0.7	-4.1			
							<u>15.82</u>				<u>10.68</u>								<u>36.80</u>			
20	141	2500440	BESSELL Ben	AB	2002	Q2:	24,24	11.82	7.3	6.8	bPp	0.730		B:	13.1	13.0	14.5	44.5	43.0	40.6	43.01	
								3.8	3.8	IG	0.830		D:	-5.2	-8.0	-6.6	-5.4	-5.9	-17.7			
							<u>11.82</u>				<u>8.29</u>								<u>22.90</u>			





**FREESTYLE SKI 2019  
QUALIFICATION RESULTS  
Men's Moguls  
LAC BEAUPORT (CAN)  
FRI 15 MAR 2019 Start Time: tba**

**MO**

Number of Competitors: 66 Number of Countries: 5

Rank	Bib	Code	Name	Ctry	YB	Run	Time		Air					Turns						Score	Tie	
							Seconds	Time Points	J6	J7	Jump	DD	Total	B	D	J1	J2	J3	J4			J5
						Q1:	23,55	12.85	7.4	8.2	bPp	0.730		B:	13.9	13.9	14.7	14.0	13.7	41.6	60.42	
									5.4	4.2	IG	0.830		D:	-1.4	-0.8	-2.1	-1.3	-1.0	-3.7		
								<b>12.85</b>				<b>9.67</b>							<b>37.90</b>			
21	140	1967637	BURNYEAT Thomas	AB	2002	Q2:	99,99	0.00	6.0	5.2	7op	0.860		B:	14.2	14.9	15.0	15.9	44.1	51.31		
									5.9	5.0	10o	0.990		D:	-1.0	-1.0	-1.6	-1.0	-0.2	-3.0		
								<b>0.00</b>				<b>10.21</b>							<b>41.10</b>			
						Q1:	22,90	13.82	8.2	7.8	bPp	0.730		B:	12.2	14.3	14.8	14.0	40.5	59.22		
									5.8	5.3	7op	0.860		D:	-0.8	-3.0	-2.2	-2.0	-1.5	-5.7		
								<b>13.82</b>				<b>10.60</b>							<b>34.80</b>			
22	146	2017585	BOBYN George	SK	2001	Q2:	23,31	13.20	7.6	7.8	bPp	0.730		B:	12.0	12.5	13.9	14.6	13.0	37.5	57.93	
									6.4	6.2	7op	0.860		D:	-1.0	-1.3	-1.6	-1.5	-0.5	-3.8		
								<b>13.20</b>				<b>11.03</b>							<b>33.70</b>			
						Q1:	23,64	12.71	7.0	6.5	bPp	0.730		B:	11.4	11.2	13.0	13.0	12.3	36.7	49.96	
									4.7	4.2	7op	0.860		D:	-2.4	-2.8	-3.8	-2.9	-2.5	-8.2		
								<b>12.71</b>				<b>8.75</b>							<b>28.50</b>			
23	145	1967675	LATREILLE Kolten	AB	2001	Q2:	23,39	13.08	5.7	4.9	7o	0.830		B:	12.8	12.9	13.3	14.4	14.0	40.2	57.83	
									4.9	4.6	bPp	0.730		D:	-0.8	-1.0	-1.9	-1.5	-0.7	-3.3		
								<b>13.08</b>				<b>7.85</b>							<b>36.90</b>			
						Q1:	30,34	2.71	4.0	3.4	7o	0.830		B:	11.8	9.0	12.0	9.5	33.3	10.31		
									5.7	5.9	bPp	0.730		D:	-15.6	-15.8	-13.7	-19.2	-17.6	-49.0		
								<b>2.71</b>				<b>7.30</b>							<b>0.30</b>			
24	101	1967811	PATTON Cole	BC	2001	Q2:	24,88	10.86	6.2	5.5	3	0.650		B:	12.2	13.5	13.7	12.9	38.6	48.02		
									5.7	6.1	fT	0.740		D:	-2.4	-3.2	-3.9	-2.5	-6.1	-9.6		
								<b>10.86</b>				<b>8.16</b>							<b>29.00</b>			
						Q1:	23,55	12.85	6.8	6.9	3	0.650		B:	12.4	12.2	12.7	12.4	37.0	54.36		
									7.4	7.1	fT	0.740		D:	-5.8	-1.8	-2.0	-1.5	-1.0	-5.3		
								<b>12.85</b>				<b>9.81</b>							<b>31.70</b>			

**Legend:**

Ctry Country DNF Did Not Finish







**FREESTYLE SKI 2019  
QUALIFICATION RESULTS  
Men's Moguls  
LAC BEAUPORT (CAN)  
FRI 15 MAR 2019 Start Time: tba**

**MO**

Jury			Course Details		
<b>Chef de competition</b>	Denis Laroche	QUE	<b>Course Name</b>	Le petit vallon	
<b>Juge en chef</b>	Wayne Hinkel	MA	<b>Length</b>	194m	
<b>Delegue Technique</b>	Vicky Hamel	QUE	<b>Gradient</b>	24°	
<b>Officials</b>			<b>Pace Time</b>	21.44	
<b>Chef de piste</b>	Jean Sébastien Montminy	QUE	<b>Judges</b>		
<b>Chef de compilation</b>	Sylvie Poirier	QUE	<b>Judge 1 (Turns)</b>	Joyce Volpe	ON
			<b>Judge 2 (Turns)</b>	Hubert Piche	QUE
			<b>Judge 3 (Turns)</b>	Melissa Corbo	QUE
			<b>Judge 4 (Turns)</b>	Nancy Bergeron	QUE
			<b>Judge 5 (Turns)</b>	France Bolduc	QUE
			<b>Judge 6 (Air)</b>	Real Robichaud	QUE
			<b>Judge 7 (Air)</b>	Helene House	QUE

**Number of Competitors: 66 Number of Countries: 5**

Rank	Bib	Code	Name	Ctry	YB	Run	Time		Air					Turns						Score	Race Points
							Seconds	Time Points	J6	J7	Jump	DD	Total	B	D	J1	J2	J3	J4		

**Agegroup: Overall**

1	165	1967897	CHALIFOUX Louis-David	QC	2002	Q2:	20,21	17.83	8.2	8.2	bF	0.880	B:	18.0	17.6	16.7	17.5	17.4	52.5	83.37				
						Q1:	20,66	17.16	9.0	9.4	bF	0.880	B:	17.2	17.1	16.9	16.2	18.0	51.2	81.92				
												D:	-0.6	-0.6	-1.1	-0.6	-0.2							
2	182	1967578	THIVIERGE Charles Olivier	QC	2002	Q2:	20,08	18.02	8.3	8.6	3oG	0.840	B:	17.3	17.2	16.8	16.5	17.5	51.3	82.70				
						Q1:	20,35	17.62	8.0	7.3	3oG	0.840	B:	17.4	17.2	16.9	16.8	17.1	51.1	78.20				
												D:	-1.2	-0.8	-1.0	-1.5	-0.4							
3	137	1967753	GOODISON Samuel	AB	2002	Q2:	20,52	17.37	8.8	9.0	bL	0.720	B:	17.0	16.5	16.3	16.2	16.8	49.3	79.24				
						Q1:	21,01	16.64	4.8	5.0	bF	0.880	B:	16.5	15.1	14.7	15.8	15.0	45.9	69.72				
												D:	-1.2	-0.8	-1.5	-1.0	-2.0							
4	135	1967713	TANNER Marc	AB	2001	Q2:	21,61	15.74	7.1	6.2	7oG	0.960	B:	15.8	15.7	15.0	15.6	16.0	47.1	69.50				
						Q1:	20,51	17.38	8.2	7.4	7oG	0.960	B:	16.2	16.3	16.0	15.5	15.8	48.0	77.47				
												D:	-2.4	-0.8	-1.1	-1.6	-0.8							





**FREESTYLE SKI 2019  
QUALIFICATION RESULTS  
Men's Moguls  
LAC BEAUPORT (CAN)  
FRI 15 MAR 2019 Start Time: tba**

**MO**

**Number of Competitors: 66 Number of Countries: 5**

Rank	Bib	Code	Name	Ctry	YB	Run	Time		Air					Turns						Score	Race Points	
							Seconds	Time Points	J6	J7	Jump	DD	Total	B	D	J1	J2	J3	J4			J5
5	157	1967854	JOHNSTON Parker	ON	2002	Q2:	21,03	16.61	8.8	9.0	bF	0.880		B:	15.9	16.0	15.2	15.8	16.0	46.9	77.30	
								8.4	8.3	10o	0.990		D:	-0.8	-0.4	-1.1	-1.3	-0.3	-2.3			
							<u>16.61</u>					<u>16.09</u>							<u>44.60</u>			
						Q1:	23,36	13.13	2.1	2.0	bF	0.880		B:	16.5	14.8	14.7	14.0	14.9	44.4	45.84	
								7.9	6.8	7op	0.860		D:	-6.5	-6.8	-8.0	-6.5	-6.5	-19.8			
							<u>13.13</u>					<u>8.11</u>							<u>24.60</u>			
6	175	1970254	PARADIS Louis	QC	2003	Q2:	20,87	16.85	6.4	6.5	7o	0.830		B:	17.0	16.8	16.2	16.7	16.8	50.3	76.52	
								8.2	7.5	bPp	0.730		D:	-0.8	-0.4	-0.9	-0.5	-0.0	-1.7			
							<u>16.85</u>					<u>11.07</u>							<u>48.60</u>			
						Q1:	20,59	17.26	8.7	8.9	3	0.650		B:	17.3	16.8	16.0	16.1	16.3	49.2	76.61	
								8.9	9.3	bPp	0.730		D:	-0.6	-0.8	-0.8	-0.8	-0.2	-2.2			
							<u>17.26</u>					<u>12.35</u>							<u>47.00</u>			
7	177	1993952	BOUCHARD Mathis	QC	2004	Q2:	21,55	15.83	8.1	8.2	bF	0.880		B:	16.4	16.0	15.8	15.5	15.5	47.3	70.16	
								4.4	4.2	7o	0.830		D:	-1.4	-0.8	-2.0	-1.1	-1.2	-3.7			
							<u>15.83</u>					<u>10.73</u>							<u>43.60</u>			
						Q1:	21,58	15.79	8.4	8.7	bF	0.880		B:	16.2	16.6	16.2	16.5	17.0	49.3	76.56	
								7.7	6.9	7o	0.830		D:	-1.0	-0.6	-1.0	-0.5	-0.2	-2.1			
							<u>15.79</u>					<u>13.57</u>							<u>47.20</u>			
8	171	1967912	GAUTHIER Julien	QC	2002	Q2:															DNF	
						Q1:	22,08	15.04	7.2	7.1	bF	0.880		B:	16.4	16.7	16.0	15.8	15.7	48.2	76.13	
								8.5	8.7	10o	0.990		D:	-1.0	-0.8	-0.8	-0.3	-0.0	-1.9			
							<u>15.04</u>					<u>14.79</u>							<u>46.30</u>			
9	166	1967888	BERTRAND Felix	QC	2002	Q2:	21,88	15.34	6.7	7.2	7o	0.830		B:	16.9	16.8	16.6	16.2	16.4	49.8	73.39	
								4.7	4.2	bPG	0.830		D:	-0.2	-1.0	-1.2	-0.0	-0.0	-1.2			
							<u>15.34</u>					<u>9.45</u>							<u>48.60</u>			
						Q1:	21,04	16.59	7.1	7.6	7op	0.860		B:	16.9	17.0	16.4	15.5	15.8	48.2	76.03	
								8.5	8.2	bPG	0.830		D:	-0.4	-0.4	-1.3	-0.6	-1.0	-2.0			
							<u>16.59</u>					<u>13.24</u>							<u>46.20</u>			
10	119	1963897	MAGA Joshua	BC	2002	Q2:	21,20	16.35	8.2	8.6	7op	0.860		B:	15.6	16.2	15.1	15.0	16.5	46.9	75.51	
								9.3	9.2	bPp	0.730		D:	-0.4	-0.8	-1.1	-0.5	-0.2	-1.7			
							<u>16.35</u>					<u>13.96</u>							<u>45.20</u>			
						Q1:	21,79	15.47	5.4	5.0	7op	0.860		B:	15.8	15.8	15.1	15.2	14.6	46.1	68.23	
								8.3	8.4	bPp	0.730		D:	-1.2	-1.8	-1.5	-1.2	-1.0	-3.9			
							<u>15.47</u>					<u>10.56</u>							<u>42.20</u>			
11	169	1967528	NADON Benjamin	QC	2003	Q2:	20,69	17.11	7.5	7.0	10op	1.020		B:	15.6	15.2	15.1	15.0	15.7	45.9	74.48	
								8.5	8.2	7op	0.860		D:	-0.6	-0.4	-2.8	-1.5	-1.0	-3.1			
							<u>17.11</u>					<u>14.57</u>							<u>42.80</u>			





**FREESTYLE SKI 2019  
QUALIFICATION RESULTS  
Men's Moguls  
LAC BEAUPORT (CAN)  
FRI 15 MAR 2019 Start Time: tba**

**MO**

Number of Competitors: 66 Number of Countries: 5

Rank	Bib	Code	Name	Ctry	YB	Run	Time		Air					Turns						Score	Race Points	
							Seconds	Time Points	J6	J7	Jump	DD	Total	B	D	J1	J2	J3	J4			J5
						Q1:	21,95	15.23	7.8	6.9	10o	0.990		B:	45.4	15.2	46.6	15.8	15.8	46.8	74.08	
									8.2	7.8	7op	0.860		D:	-4.2	-0.8	-0.8	-0.5	-0.0	-2.1		
								<b>15.23</b>				<b>14.15</b>							<b>44.70</b>			
12	150	1967866	MYSKO Alex	ON	2003	Q2:	21,15	16.43	8.0	7.0	bL	0.720		B:	16.0	15.9	46.3	15.9	46.3	47.8	74.25	
									8.5	8.2	bPG	0.830		D:	-4.0	-0.8	-1.0	-0.6	-0.5	-2.3		
								<b>16.43</b>				<b>12.32</b>							<b>45.50</b>			
						Q1:	22,12	14.98	8.2	7.2	bL	0.720		B:	15.6	15.6	46.8	44.8	15.7	46.9	73.44	
									9.0	8.9	bPG	0.830		D:	-4.0	-0.8	-0.6	-0.0	-0.0	-1.4		
								<b>14.98</b>				<b>12.96</b>							<b>45.50</b>			
13	202	1967407	FONTAINE Miha	QC	2004	Q2:	21,86	15.37	8.2	8.3	bF	0.880		B:	15.4	45.2	46.0	15.7	15.9	47.0	73.74	
									9.0	9.4	bPp	0.730		D:	-4.2	-1.2	-0.9	-0.6	-0.5	-2.6		
								<b>15.37</b>				<b>13.97</b>							<b>44.40</b>			
						Q1:	21,44	16.00	8.5	8.9	bF	0.880		B:	13.0	13.0	13.7	44.5	42.4	39.7	66.96	
									8.2	8.1	7op	0.860		D:	-0.6	-0.8	-4.8	-1.3	-1.3	-3.4		
								<b>16.00</b>				<b>14.66</b>							<b>36.30</b>			
14	136	1967645	DAWSON Quinn	AB	2004	Q2:	21,30	16.20	8.3	7.4	7op	0.860		B:	16.5	16.5	46.9	46.4	16.2	49.2	73.34	
									4.0	3.3	7oG	0.960		D:	-1.0	-0.6	-0.7	-4.0	-0.3	-2.3		
								<b>16.20</b>				<b>10.24</b>							<b>46.90</b>			
						Q1:	21,11	16.49	6.3	5.6	7o	0.830		B:	46.8	16.6	44.8	15.2	15.4	47.2	71.68	
									8.4	8.5	bPp	0.730		D:	-1.0	-0.8	-1.3	-4.5	-0.6	-3.1		
								<b>16.49</b>				<b>11.09</b>							<b>44.10</b>			
15	180	1970201	ST-ONGE Cedric	QC	2004	Q2:	21,19	16.37	4.0	4.4	bPG	0.830		B:	45.9	15.4	44.9	15.0	15.8	46.2	68.96	
									8.0	8.2	bPp	0.730		D:	-1.2	-0.8	-4.9	-1.0	-0.4	-3.0		
								<b>16.37</b>				<b>9.39</b>							<b>43.20</b>			
						Q1:	21,37	16.10	7.8	6.7	bPG	0.830		B:	46.5	16.2	15.5	15.5	44.9	47.2	72.20	
									8.3	8.4	bPp	0.730		D:	-1.6	-0.8	-2.3	-0.8	-0.3	-3.2		
								<b>16.10</b>				<b>12.10</b>							<b>44.00</b>			
16	172	1967388	DUBUC Joey	QC	2003	Q2:	21,53	15.86	7.0	6.7	bPG	0.830		B:	15.5	15.6	15.3	45.2	46.4	46.4	71.51	
									7.1	6.8	7op	0.860		D:	-0.8	-4.2	-0.8	-0.8	-0.2	-2.4		
								<b>15.86</b>				<b>11.65</b>							<b>44.00</b>			
						Q1:	21,56	15.82	4.3	4.1	bPG	0.830		B:	46.4	16.2	15.5	45.4	16.0	47.7	66.83	
									5.3	4.8	7op	0.860		D:	-1.8	-1.3	-1.4	-2.0	-0.6	-4.5		
								<b>15.82</b>				<b>7.81</b>							<b>43.20</b>			
17	174	1967432	GILBERT Benoit	QC	2002	Q2:	21,59	15.77	6.8	6.4	bF	0.880		B:	46.4	16.0	44.0	15.4	14.3	45.7	68.87	
									7.4	6.8	7op	0.860		D:	-1.8	-1.0	-1.7	-2.5	-0.6	-4.5		
								<b>15.77</b>				<b>11.90</b>							<b>41.20</b>			
						Q1:	21,90	15.31	8.0	8.1	bF	0.880		B:	16.1	46.2	15.9	15.2	45.0	47.2	71.51	
									8.2	7.9	7op	0.860		D:	-2.0	-1.6	-1.6	-1.8	-0.7	-5.0		
								<b>15.31</b>				<b>14.00</b>							<b>42.20</b>			





**FREESTYLE SKI 2019  
QUALIFICATION RESULTS  
Men's Moguls  
LAC BEAUPORT (CAN)  
FRI 15 MAR 2019 Start Time: tba**

**MO**

Number of Competitors: 66 Number of Countries: 5

Rank	Bib	Code	Name	Ctry	YB	Run	Time		Air					Turns						Score	Race Points
							Seconds	Time Points	J6	J7	Jump	DD	Total	B	D	J1	J2	J3	J4		
18	184	1967387	DUBUC Jeremy	QC	2001	Q2:	22,59	14.28	5.5	5.0	bF	0.880		B:	16.0	17.4	16.3	16.6	16.6	48.9	70.51
								6.1	5.8	7op	0.860		D:	-1.0	-0.4	-1.1	-1.0	-0.0	-2.4		
							<u>14.28</u>				<u>9.73</u>								<u>46.50</u>		
						Q1:	22,55	14.34	6.5	6.4	bF	0.880		B:	16.0	15.8	14.5	14.0	14.9	45.2	54.91
								4.0	3.9	7op	0.860		D:	-4.2	-4.2	-5.3	-6.0	-3.8	-13.7		
							<u>14.34</u>				<u>9.07</u>								<u>31.50</u>		
19	138	1967715	VAN DER MERWE Dylan	AB	2001	Q2:	21,57	15.80	8.0	7.9	7op	0.860		B:	15.0	14.6	15.0	15.0	16.3	45.0	70.45
								7.6	7.8	bPp	0.730		D:	-0.4	-2.0	-0.8	-1.0	-1.0	-2.8		
							<u>15.80</u>				<u>12.45</u>								<u>42.20</u>		
						Q1:	22,78	14.00	8.2	8.1	7op	0.860		B:	14.0	13.6	14.2	14.1	14.9	42.3	60.46
								7.4	7.0	bPp	0.730		D:	-3.8	-2.8	-2.3	-3.0	-1.2	-8.1		
							<u>14.00</u>				<u>12.26</u>								<u>34.20</u>		
20	123	1963868	KANG Phillip	BC	2004	Q2:	21,34	16.14	7.6	6.9	7op	0.860		B:	15.5	16.3	14.9	15.2	15.6	46.3	70.41
								6.8	7.3	bPp	0.730		D:	-0.8	-1.1	-1.7	-1.5	-0.5	-3.4		
							<u>16.14</u>				<u>11.37</u>								<u>42.90</u>		
						Q1:	21,62	15.73	5.2	5.1	7op	0.860		B:	16.4	16.1	16.4	15.5	16.3	47.9	70.38
								7.4	7.2	bPp	0.730		D:	-1.2	-1.2	-0.8	-1.0	-0.0	-3.0		
							<u>15.73</u>				<u>9.75</u>								<u>44.90</u>		
21	170	1967380	DROUIN Xavier	QC	2002	Q2:	20,80	16.95	7.6	7.2	7o	0.830		B:	14.4	14.4	14.7	15.5	16.6	44.6	69.79
								6.7	6.1	bPG	0.830		D:	-0.8	-1.0	-1.3	-1.1	-1.1	-3.2		
							<u>16.95</u>				<u>11.44</u>								<u>41.40</u>		
						Q1:	20,88	16.83	4.2	4.0	7oG	0.960		B:	12.8	12.8	13.8	14.9	14.0	40.6	62.82
								8.4	7.4	bPG	0.830		D:	-1.2	-1.4	-3.7	-2.5	-0.4	-5.1		
							<u>16.83</u>				<u>10.49</u>								<u>35.50</u>		
22	173	1964143	BEAULIEU Charles	QC	2002	Q2:	21,47	15.95	7.9	8.4	bPp	0.730		B:	14.0	14.0	16.0	14.8	14.2	43.0	51.13
								2.8	2.5	7oG	0.960		D:	-5.8	-5.4	-4.2	-5.1	-7.6	-16.3		
							<u>15.95</u>				<u>8.48</u>								<u>26.70</u>		
						Q1:	22,20	14.86	7.8	7.3	bPp	0.730		B:	15.2	15.0	14.2	15.0	16.0	45.2	69.28
								7.9	6.8	7op	0.860		D:	-0.8	-0.8	-1.6	-1.0	-0.2	-2.6		
							<u>14.86</u>				<u>11.82</u>								<u>42.60</u>		
23	176	1966604	CARRIER Malcom	QC	2003	Q2:	21,06	16.56	6.9	6.3	bPG	0.830		B:	15.8	15.1	15.0	16.0	16.5	45.9	68.88
								5.1	6.0	bPp	0.730		D:	-0.8	-0.8	-2.2	-1.5	-0.4	-3.1		
							<u>16.56</u>				<u>9.52</u>								<u>42.80</u>		
						Q1:	21,56	15.82	7.9	8.6	bPG	0.830		B:	16.4	14.8	16.2	14.4	14.4	45.4	68.24
								8.0	7.3	bPp	0.730		D:	-1.2	-2.0	-2.2	-2.1	-1.3	-5.4		
							<u>15.82</u>				<u>12.42</u>								<u>40.00</u>		
24	185	1967556	ROY Jérémie	QC	2001	Q2:	21,99	15.17	7.9	6.7	3G	0.780		B:	15.4	15.4	15.4	15.0	15.2	46.0	65.19
								4.6	5.1	bPp	0.730		D:	-1.8	-1.6	-2.0	-1.8	-1.3	-5.2		
							<u>15.17</u>				<u>9.22</u>								<u>40.80</u>		





**FREESTYLE SKI 2019  
QUALIFICATION RESULTS  
Men's Moguls  
LAC BEAUPORT (CAN)  
FRI 15 MAR 2019 Start Time: tba**

**MO**

Number of Competitors: 66 Number of Countries: 5

Rank	Bib	Code	Name	Ctry	YB	Run	Time		Air					Turns						Score	Race Points	
							Seconds	Time Points	J6	J7	Jump	DD	Total	B	D	J1	J2	J3	J4			J5
						Q1:	22,84	13.91	7.8	7.2	3G	0.780		B:	14.8	14.6	16.0	15.1	16.2	45.9	67.78	
									7.6	7.3	bPp	0.730		D:	-1.0	-1.3	-4.8	-1.0	-0.2	-3.3		
								<b>13.91</b>				<b>11.27</b>							<b>42.60</b>			
25	224	2562954	GAGNON DESHARNAIS William	QC	2003	Q2:	21,47	15.95	8.0	7.4	bPG	0.830		B:	14.7	14.0	16.5	14.8	15.0	44.5	67.55	
									5.7	5.3	bPp	0.730		D:	-1.0	-0.8	-4.8	-1.5	-0.3	-3.3		
								<b>15.95</b>				<b>10.40</b>							<b>41.20</b>			
						Q1:	22,21	14.85	6.8	7.0	bPG	0.830		B:	14.0	14.0	16.4	14.2	13.8	42.2	63.56	
									6.2	6.1	bPp	0.730		D:	-2.2	-1.2	-1.0	-1.5	-0.4	-3.7		
								<b>14.85</b>				<b>10.21</b>							<b>38.50</b>			
26	181	2047674	BOUDREAU Zachary	QC	2004	Q2:	21,73	15.56	6.1	6.2	3	0.650		B:	14.8	14.2	14.2	14.5	16.0	43.5	63.08	
									5.9	5.7	bPp	0.730		D:	-1.4	-2.4	-1.8	-1.0	-0.0	-4.2		
								<b>15.56</b>				<b>8.22</b>							<b>39.30</b>			
						Q1:	22,42	14.53	6.8	7.2	3	0.650		B:	15.1	14.1	16.2	15.0	15.9	46.0	66.56	
									6.6	6.8	bPp	0.730		D:	-1.4	-4.8	-1.0	-1.0	-0.2	-3.4		
								<b>14.53</b>				<b>9.43</b>							<b>42.60</b>			
27	183	1967901	DELISLE Simon	QC	2002	Q2:	22,66	14.17	6.8	7.2	3	0.650		B:	14.8	14.9	14.7	15.0	16.8	44.7	66.08	
									6.8	6.8	bPp	0.730		D:	-0.4	-0.8	-4.8	-1.0	-0.5	-2.3		
								<b>14.17</b>				<b>9.51</b>							<b>42.40</b>			
						Q1:	21,61	15.74	3.2	4.0	3	0.650		B:	7.8	7.0	9.0	9.0	10.0	25.8	19.08	
									1.5	2.2	S	0.380		D:	-13.2	-13.2	-10.3	-12.1	-12.6	-37.9		
								<b>15.74</b>				<b>3.04</b>							<b>0.30</b>			
28	139	1963654	RICE Lewis	AB	2002	Q2:	22,09	15.02	6.9	6.3	bPp	0.730		B:	14.1	14.0	14.0	14.5	13.9	42.1	63.29	
									7.8	7.0	7op	0.860		D:	-4.0	-1.2	-2.6	-1.5	-2.3	-5.0		
								<b>15.02</b>				<b>11.17</b>							<b>37.10</b>			
						Q1:	25,00	10.68	7.0	6.4	bPp	0.730		B:	15.8	15.6	16.9	14.8	14.8	46.2	65.62	
									8.0	7.0	7op	0.860		D:	-0.9	-0.8	-0.9	-4.0	-0.2	-2.6		
								<b>10.68</b>				<b>11.34</b>							<b>43.60</b>			
29	100	1967944	TREMBLAY Alexis	QC	2001	Q2:	21,24	16.29	8.2	7.7	bL	0.720		B:	15.0	14.5	16.9	15.6	15.8	46.4	65.60	
									4.4	4.2	7op	0.860		D:	-2.4	-1.3	-2.5	-2.5	-1.6	-6.5		
								<b>16.29</b>				<b>9.41</b>							<b>39.90</b>			
						Q1:	22,26	14.77	6.3	5.8	bL	0.720		B:	14.8	14.3	14.5	14.5	16.7	43.8	64.92	
									7.0	6.5	7op	0.860		D:	-2.4	-1.2	-1.8	-0.8	-0.2	-3.8		
								<b>14.77</b>				<b>10.15</b>							<b>40.00</b>			
30	178	1967891	BOUCHER Frederic	QC	2002	Q2:	21,75	15.53	7.1	6.8	bF	0.880		B:	10.8	10.8	14.7	14.9	14.8	40.3	52.47	
									5.7	6.0	7op	0.860		D:	-2.2	-4.8	-6.7	-5.6	-4.1	-14.5		
								<b>15.53</b>				<b>11.14</b>							<b>25.80</b>			
						Q1:	21,01	16.64	7.9	6.9	bF	0.880		B:	13.6	13.5	13.7	14.2	14.4	41.5	65.31	
									7.0	6.4	7op	0.860		D:	-0.6	-1.3	-2.5	-2.1	-1.7	-5.1		
								<b>16.64</b>				<b>12.27</b>							<b>36.40</b>			






**FREESTYLE SKI 2019  
QUALIFICATION RESULTS  
Men's Moguls  
LAC BEAUPORT (CAN)  
FRI 15 MAR 2019 Start Time: tba**

**MO**

Number of Competitors: 66 Number of Countries: 5

Rank	Bib	Code	Name	Ctry	YB	Run	Time		Air					Turns						Score	Race Points	
							Seconds	Time Points	J6	J7	Jump	DD	Total	B	D	J1	J2	J3	J4			J5
31	110	3046707	PHILLIPS Ethan	BC	2002	Q2:	20,95	16.73	8.3	8.4	bPG	0.830		B:	12.9	42.9	13.5	44.0	14.0	40.4	54.50	
								7.9	6.5	bPp	0.730		D:	-4.8	-6.8	-5.0	-5.0	-4.8	-14.8			
							<u>16.73</u>					<u>12.17</u>							<u>25.60</u>			
						Q1:	21,56	15.82	7.8	7.4	bPG	0.830		B:	13.8	44.4	14.0	43.0	13.1	40.9	63.30	
								6.1	5.9	bPp	0.730		D:	-0.8	-1.8	-3.3	-1.5	-0.7	-4.1			
							<u>15.82</u>					<u>10.68</u>							<u>36.80</u>			
32	124	2475306	DUPRAY Adam	BC	2003	Q2:	22,35	14.64	5.1	4.6	bPp	0.730		B:	14.1	14.0	44.9	14.7	43.8	42.8	62.60	
								6.2	5.2	7o	0.830		D:	-4.8	-1.3	-1.3	-0.5	-0.5	-3.1			
							<u>14.64</u>					<u>8.26</u>							<u>39.70</u>			
						Q1:	23,35	13.14	6.2	5.7	bPp	0.730		B:	43.4	13.2	45.0	14.8	14.8	42.8	63.28	
								6.4	5.7	7op	0.860		D:	-4.5	-1.0	-0.7	-0.5	-0.0	-2.2			
							<u>13.14</u>					<u>9.54</u>							<u>40.60</u>			
33	196	2049957	PRIMEAU Victor	QC	2003	Q2:	23,54	12.86	7.2	6.5	bPp	0.730		B:	13.8	42.9	14.3	44.8	14.7	42.8	62.97	
								8.1	7.3	7op	0.860		D:	-1.8	-0.8	-2.3	-1.7	-0.2	-4.3			
							<u>12.86</u>					<u>11.61</u>							<u>38.50</u>			
						Q1:	24,54	11.37	6.8	7.0	bPp	0.730		B:	11.8	40.4	43.7	13.1	13.1	38.0	57.29	
								7.4	6.3	7op	0.860		D:	-0.4	-2.0	-1.0	-1.5	-0.5	-3.0			
							<u>11.37</u>					<u>10.92</u>							<u>35.00</u>			
34	167	1966583	BOUGIE Jean Christophe	QC	2005	Q2:	24,70	11.13	5.8	7.0	3	0.650		B:	14.2	44.0	14.4	44.7	14.7	43.3	60.91	
								6.8	7.8	bPp	0.730		D:	-1.0	-4.2	-1.0	-1.0	-0.2	-3.0			
							<u>11.13</u>					<u>9.48</u>							<u>40.30</u>			
						Q1:	23,68	12.65	4.2	4.4	3	0.650		B:	46.4	14.6	43.5	14.8	14.2	43.6	61.68	
								7.8	8.2	bPp	0.730		D:	-1.2	-4.0	-4.5	-1.0	-1.0	-3.2			
							<u>12.65</u>					<u>8.63</u>							<u>40.40</u>			
35	168	1967526	MORNEAU Tristan	QC	2006	Q2:	23,78	12.50	5.2	5.1	3	0.650		B:	14.6	44.2	14.7	46.4	14.4	43.7	60.81	
								8.3	7.8	bPp	0.730		D:	-1.4	-1.7	-4.8	-1.5	-0.2	-4.6			
							<u>12.50</u>					<u>9.21</u>							<u>39.10</u>			
						Q1:	23,50	12.92	4.7	4.6	3	0.650		B:	14.0	44.0	14.6	14.5	44.6	43.1	60.04	
								8.1	7.8	bPp	0.730		D:	-1.6	-1.4	-2.3	-1.8	-0.5	-4.8			
							<u>12.92</u>					<u>8.82</u>							<u>38.30</u>			
36	114	2006751	GANNON Daniel	BC	2004	Q2:	23,67	12.67	5.8	5.2	3p	0.680		B:	14.6	14.6	46.2	14.7	44.0	43.9	60.74	
								7.9	7.0	bPp	0.730		D:	-1.6	-1.8	-1.6	-2.0	-4.0	-5.0			
							<u>12.67</u>					<u>9.17</u>							<u>38.90</u>			
						Q1:	24,76	11.04	6.1	6.0	3p	0.680		B:	43.8	14.2	14.4	44.8	14.2	42.8	57.68	
								6.4	6.3	bPp	0.730		D:	-1.8	-4.0	-1.6	-2.3	-1.5	-4.9			
							<u>11.04</u>					<u>8.74</u>							<u>37.90</u>			
37	141	2500440	BESSELL Ben	AB	2002	Q2:	24,24	11.82	7.3	6.8	bPp	0.730		B:	13.1	13.0	14.5	44.5	43.0	40.6	43.01	
								3.8	3.8	IG	0.830		D:	-5.2	-8.0	-6.6	-5.4	-5.9	-17.7			
							<u>11.82</u>					<u>8.29</u>							<u>22.90</u>			






**FREESTYLE SKI 2019  
QUALIFICATION RESULTS  
Men's Moguls  
LAC BEAUPORT (CAN)  
FRI 15 MAR 2019 Start Time: tba**

MO

Number of Competitors: 66 Number of Countries: 5

Rank	Bib	Code	Name	Ctry	YB	Run	Time		Air					Turns						Score	Race Points	
							Seconds	Time Points	J6	J7	Jump	DD	Total	B	D	J1	J2	J3	J4			J5
						Q1:	23,55	12.85	7.4	8.2	bPp	0.730		B:	13.9	13.9	14.7	14.0	13.7	41.6	<b>60.42</b>	
									5.4	4.2	IG	0.830		D:	-1.4	-0.8	-2.1	-1.3	-1.0	-3.7		
								<b>12.85</b>				<b>9.67</b>							<b>37.90</b>			
38	140	1967637	BURNYEAT Thomas	AB	2002	Q2:	99,99	0.00	6.0	5.2	7op	0.860		B:	14.2	14.9	15.0	16.9	44.1	<b>51.31</b>		
								<b>0.00</b>	5.9	5.0	10o	0.990		D:	-1.0	-1.0	-1.6	-1.0	-0.2		-3.0	
								<b>10.21</b>				<b>10.21</b>							<b>41.10</b>			
						Q1:	22,90	13.82	8.2	7.8	bPp	0.730		B:	12.2	14.3	14.8	14.0	40.5	<b>59.22</b>		
								<b>13.82</b>	5.8	5.3	7op	0.860		D:	-0.8	-3.0	-2.2	-2.0	-1.5		-5.7	
								<b>10.60</b>				<b>10.60</b>							<b>34.80</b>			
39	146	2017585	BOBYN George	SK	2001	Q2:	23,31	13.20	7.6	7.8	bPp	0.730		B:	12.0	12.5	13.9	14.6	13.0	37.5	<b>57.93</b>	
								<b>13.20</b>	6.4	6.2	7op	0.860		D:	-1.0	-1.3	-1.6	-1.5	-0.5	-3.8		
								<b>11.03</b>				<b>11.03</b>							<b>33.70</b>			
						Q1:	23,64	12.71	7.0	6.5	bPp	0.730		B:	11.4	11.8	13.0	13.0	12.3	36.7	<b>49.96</b>	
								<b>12.71</b>	4.7	4.2	7op	0.860		D:	-2.4	-2.8	-3.8	-2.9	-2.5	-8.2		
								<b>8.75</b>				<b>8.75</b>							<b>28.50</b>			
40	145	1967675	LATREILLE Kolten	AB	2001	Q2:	23,39	13.08	5.7	4.9	7o	0.830		B:	12.9	13.3	14.4	14.0	40.2	<b>57.83</b>		
								<b>13.08</b>	4.9	4.6	bPp	0.730		D:	-0.8	-1.0	-1.9	-1.5	-0.7		-3.3	
								<b>7.85</b>				<b>7.85</b>							<b>36.90</b>			
						Q1:	30,34	2.71	4.0	3.4	7o	0.830		B:	11.8	9.0	12.0	9.5	33.3	<b>10.31</b>		
								<b>2.71</b>	5.7	5.9	bPp	0.730		D:	-15.6	-15.8	-13.7	-19.2	-17.6		-49.0	
								<b>7.30</b>				<b>7.30</b>							<b>0.30</b>			
41	142	1963549	HURRY Conner	AB	2004	Q2:	25,21	10.37	2.0	1.9	bPp	0.730		B:	13.2	13.4	13.9	14.0	40.5	<b>33.19</b>		
								<b>10.37</b>	7.7	6.3	bPG	0.830		D:	-7.2	-7.8	-8.1	-9.1	-9.0		-24.9	
								<b>7.22</b>				<b>7.22</b>							<b>15.60</b>			
						Q1:	22,66	14.17	7.3	7.2	bPp	0.730		B:	12.0	12.8	13.0	12.1	36.9	<b>57.59</b>		
								<b>14.17</b>	8.3	8.2	bPG	0.830		D:	-1.8	-1.2	-3.3	-2.6	-1.0		-5.6	
								<b>12.12</b>				<b>12.12</b>							<b>31.30</b>			
42	143	1963526	GREANYA Aiden	AB	2004	Q2:	23,50	12.92	4.9	5.1	3oG	0.840		B:	13.8	14.4	14.5	14.0	42.2	<b>57.34</b>		
								<b>12.92</b>	7.8	7.7	bPG	0.830		D:	-2.6	-7.0	-3.7	-2.1	-0.8		-8.4	
								<b>10.62</b>				<b>10.62</b>							<b>33.80</b>			
						Q1:	22,20	14.86	6.2	5.2	3oG	0.840		B:	12.8	12.9	13.5	13.2	38.9	<b>56.50</b>		
								<b>14.86</b>	8.0	8.3	bPG	0.830		D:	-3.8	-4.2	-1.0	-4.0	-0.4		-8.8	
								<b>11.54</b>				<b>11.54</b>							<b>30.10</b>			
43	144	1967676	LEE Xander	AB	2003	Q2:	25,04	10.62	6.1	5.9	7o	0.830		B:	14.0	14.0	14.8	13.9	41.9	<b>54.91</b>		
								<b>10.62</b>	4.2	3.8	bPp	0.730		D:	-2.2	-1.6	-2.5	-1.7	-1.5		-5.5	
								<b>7.89</b>				<b>7.89</b>							<b>36.40</b>			
						Q1:	32,60	0.00	5.1	5.5	7o	0.830		B:	12.0	10.0	9.0	12.0	34.0	<b>9.91</b>		
								<b>0.00</b>	4.8	4.3	bPp	0.730		D:	-10.6	-10.8	-10.4	-10.1	-11.6		-31.8	
								<b>7.71</b>				<b>7.71</b>							<b>2.20</b>			






**FREESTYLE SKI 2019  
QUALIFICATION RESULTS  
Men's Moguls  
LAC BEAUPORT (CAN)  
FRI 15 MAR 2019 Start Time: tba**

**MO**

Number of Competitors: 66 Number of Countries: 5

Rank	Bib	Code	Name	Ctry	YB	Run	Time		Air					Turns						Score	Race Points	
							Seconds	Time Points	J6	J7	Jump	DD	Total	B	D	J1	J2	J3	J4			J5
44	101	1967811	PATTON Cole	BC	2001	Q2:	24,88	10.86	6.2	5.5	3	0.650		B:	42.0	12.2	13.5	43.7	12.9	38.6	48.02	
								5.7	6.1	ft	0.740		D:	-2.4	-3.2	-3.9	-2.5	-6.4	-9.6			
							<u>10.86</u>					<u>8.16</u>							<u>29.00</u>			
						Q1:	23,55	12.85	6.8	6.9	3	0.650		B:	12.4	12.2	42.7	42.0	12.4	37.0	54.36	
								7.4	7.1	ft	0.740		D:	-6.8	-1.8	-2.0	-1.5	-4.0	-5.3			
							<u>12.85</u>					<u>9.81</u>							<u>31.70</u>			
45	120	2001543	SCARTH Owen	BC	2004	Q2:	23,54	12.86	3.6	3.0	3	0.650		B:	42.7	12.9	12.8	43.0	13.0	38.7	51.40	
								7.9	6.9	bPp	0.730		D:	-2.8	-2.2	-2.6	-3.4	-2.3	-7.7			
							<u>12.86</u>					<u>7.54</u>							<u>31.00</u>			
						Q1:	23,65	12.70	5.3	5.8	3	0.650		B:	44.7	14.5	13.5	14.2	42.3	42.2	53.52	
								5.9	6.5	bPp	0.730		D:	-3.2	-3.0	-3.3	-3.3	-2.2	-9.5			
							<u>12.70</u>					<u>8.12</u>							<u>32.70</u>			
46	121	1963457	BURNYEAT Brian	BC	2004	Q2:	25,19	10.40	5.1	4.4	3	0.650		B:	42.2	12.2	13.1	43.3	13.2	38.5	53.40	
								7.8	6.5	bPp	0.730		D:	-0.8	-0.8	-2.3	-1.5	-1.5	-3.8			
							<u>10.40</u>					<u>8.30</u>							<u>34.70</u>			
						Q1:	24,79	11.00	4.6	4.6	3	0.650		B:	42.2	12.0	11.8	44.0	11.3	35.1	43.96	
								5.7	6.0	bPp	0.730		D:	-2.6	-4.8	-4.5	-3.0	-3.8	-9.4			
							<u>11.00</u>					<u>7.26</u>							<u>25.70</u>			
47	108	2707995	MASON Shawn	BC	2005	Q2:	25,59	9.80	4.4	4.2	7	0.850		B:	42.4	12.4	13.4	43.9	13.1	38.9	45.51	
								4.7	3.5	3	0.650		D:	-3.0	-4.0	-4.5	-2.5	-2.0	-9.5			
							<u>9.80</u>					<u>6.31</u>							<u>29.40</u>			
						Q1:	25,57	9.83	5.8	5.8	7	0.850		B:	44.4	11.8	12.0	44.3	13.6	37.4	50.41	
								5.2	4.8	3	0.650		D:	-2.2	-0.8	-2.5	-1.5	-1.3	-5.0			
							<u>9.83</u>					<u>8.18</u>							<u>32.40</u>			
48	158	2042740	STRICKLAND Luke	ON	2004	Q2:	25,81	9.47	5.0	4.3	bPp	0.730		B:	10.8	40.4	12.6	43.2	12.0	35.4	29.76	
								3.7	3.9	TS	0.500		D:	-6.0	-6.4	-8.0	-4.0	-8.6	-20.4			
							<u>9.47</u>					<u>5.29</u>							<u>15.00</u>			
						Q1:	25,39	10.10	8.0	7.4	bPp	0.730		B:	11.0	40.8	12.5	42.5	12.3	35.8	46.56	
								8.2	7.3	S	0.380		D:	-2.6	-2.3	-3.0	-2.0	-5.0	-7.9			
							<u>10.10</u>					<u>8.56</u>							<u>27.90</u>			
49	154	1967831	CLOWATER Dylan	ON	2005	Q2:	27,19	7.41	6.1	5.1	TS	0.500		B:	11.6	12.1	40.9	11.0	42.9	34.7	34.24	
								5.7	5.9	bPp	0.730		D:	-4.6	-4.2	-7.6	-6.1	-2.4	-14.9			
							<u>7.41</u>					<u>7.03</u>							<u>19.80</u>			
						Q1:	25,86	9.40	6.2	5.2	TS	0.500		B:	40.4	10.6	11.5	43.5	11.9	34.0	46.23	
								6.0	6.0	bPp	0.730		D:	-2.6	-1.4	-1.5	-1.5	-0.5	-4.4			
							<u>9.40</u>					<u>7.23</u>							<u>29.60</u>			
50	161	1964119	TURNAU Aaron	ON	2005	Q2:	26,40	8.59	4.3	3.9	3	0.650		B:	42.0	12.0	13.4	44.5	13.4	38.8	46.07	
								4.3	3.8	TS	0.500		D:	-2.4	-4.0	-2.6	-2.1	-1.5	-6.0			
							<u>8.59</u>					<u>4.68</u>							<u>32.80</u>			







**FREESTYLE SKI 2019  
QUALIFICATION RESULTS  
Men's Moguls  
LAC BEAUPORT (CAN)  
FRI 15 MAR 2019 Start Time: tba**

MO

Number of Competitors: 66 Number of Countries: 5

Rank	Bib	Code	Name	Ctry	YB	Run	Time		Air					Turns						Score	Race Points													
							Seconds	Time Points	J6	J7	Jump	DD	Total	B	D	J1	J2	J3	J4			J5	Total											
51	116	2801162	CAREY Cole	BC	2004	Q2:	22,65	14.19	3.8	3.2	3	0.650							B: 12.0	12.4	12.4	12.9	14.3	36.8	43.20									
											TS	0.500											D: -2.2	-2.0	-2.0	-4.6	-1.5	-5.5						
								7.19																				4.71		31.30				
52	107	2560142	HESLOP Mattheus	BC	2006	Q2:	39,36	0.00	4.1	3.8	3p	0.680							B: 11.0	10.9	13.6	11.9	12.0	34.9	11.28									
											bPp	0.730											D: -10.4	-10.8	-9.0	-11.0	-8.0	-30.2						
								0.00																						6.58		4.70		
53	102	2726410	SWIFT Deston	BC	2005	Q2:	25,54	9.88	5.6	3.5	3	0.650							B: 11.0	10.8	11.9	11.2	12.2	34.1	44.30									
											bT	0.700											D: -2.2	-2.4	-3.3	-1.5	-0.8	-6.1						
								9.88																							6.42		28.00	
54	112	2830369	WALKLEY Trent	BC	2004	Q2:	25,79	9.50	3.8	4.0	3	0.650							B: 11.0	11.2	11.1	11.0	12.8	33.3	42.04									
											TS	0.500											D: -4.0	-1.1	-3.0	-2.0	-2.3	-5.4						
								9.50																								4.64		27.90
55	103	1992570	ROBERTS Charlie	BC	2005	Q2:	25,94	9.28	4.3	3.9	3	0.650							B: 10.4	10.4	11.6	13.5	12.2	34.2	42.11									
											7	0.850											D: -2.4	-1.4	-2.3	-4.0	-2.8	-7.5						
								9.28																								6.13		26.70
56	104	2017185	OWEN-MOLD Landon	BC	2006	Q2:	26,95	7.77	4.8	4.0	3p	0.680							B: 10.2	10.0	10.4	10.5	9.8	30.6	36.29									
											7	0.850											D: -1.2	-1.0	-4.0	-2.3	-3.8	-7.3						
								6.62																								6.37		23.30
56	104	2017185	OWEN-MOLD Landon	BC	2006	Q2:	28,13	6.01	5.8	5.4	3p	0.680							B: 10.4	10.5	10.8	9.5	9.7	30.6	29.18									
											bPp	0.730											D: -2.8	-3.8	-5.0	-6.0	-5.6	-14.4						
								6.01																								6.97		16.20





**FREESTYLE SKI 2019  
QUALIFICATION RESULTS  
Men's Moguls  
LAC BEAUPORT (CAN)  
FRI 15 MAR 2019 Start Time: tba**

**MO**

Number of Competitors: 66 Number of Countries: 5

Rank	Bib	Code	Name	Ctry	YB	Run	Time		Air					Turns						Score	Race Points	
							Seconds	Time Points	J6	J7	Jump	DD	Total	B	D	J1	J2	J3	J4			J5
57	164	2016479	HARLEY Jacob	ON	2006	Q2:	29,11	4.55	4.5	5.3	bT	0.700		B:	11.8	44.2	11.3	43.9	13.1	36.2	40.81	
								3.9	3.3	3	0.650		D:	-3.6	-1.4	-2.7	-1.6	-1.0	-5.7			
							<u>4.55</u>				<u>5.76</u>								<u>30.50</u>			
						Q1:	36,11	0.00	5.3	5.0	bT	0.700		B:	10.4	11.2	9.0	8.0	44.2	30.6	5.10	
								1.9	1.8	3	0.650		D:	-13.5	-13.3	-19.7	-18.2	-14.4	-46.1			
							<u>0.00</u>				<u>4.80</u>								<u>0.30</u>			
58	156	3381260	HILBORN Luke	ON	2005	Q2:	29,47	4.01	4.4	4.3	3	0.650		B:	11.1	44.4	12.5	43.5	12.9	36.5	40.01	
								3.9	4.4	TS	0.500		D:	-3.0	-0.8	-4.0	-1.6	-0.5	-5.4			
							<u>4.01</u>				<u>4.90</u>								<u>31.10</u>			
						Q1:	28,27	5.80	4.6	4.7	3	0.650		B:	40.8	11.1	11.4	43.5	12.3	34.8	37.22	
								5.2	4.8	TS	0.500		D:	-4.2	-2.4	-5.0	-2.3	-2.4	-8.9			
							<u>5.80</u>				<u>5.52</u>								<u>25.90</u>			
59	155	1964068	HANSEN Drew	ON	2004	Q2:	29,24	4.35	6.0	5.4	TS	0.500		B:	11.0	40.9	13.6	13.3	43.9	37.9	8.29	
								0.9	1.0	3oG	0.840		D:	-13.8	-12.8	-14.1	-13.4	-15.6	-41.3			
							<u>4.35</u>				<u>3.64</u>								<u>0.30</u>			
						Q1:	25,15	10.46	5.2	6.0	TS	0.500		B:	9.8	9.8	12.3	42.8	11.3	33.4	37.18	
								4.0	3.2	3oG	0.840		D:	-6.6	-6.0	-2.9	-3.6	-2.3	-12.5			
							<u>10.46</u>				<u>5.82</u>								<u>20.90</u>			
60	153	1964044	CASHMORE Cole	ON	2003	Q2:	27,98	6.23	3.3	3.5	3	0.650		B:	10.8	10.6	40.5	11.0	44.4	32.4	10.11	
								2.3	1.5	bPp	0.730		D:	-16.6	-15.8	-14.2	-15.4	-15.3	-46.5			
							<u>6.23</u>				<u>3.58</u>								<u>0.30</u>			
						Q1:	23,53	12.88	5.3	5.2	3	0.650		B:	10.2	10.7	9.5	42.5	11.8	32.7	34.44	
								5.7	5.4	bPp	0.730		D:	-9.0	-9.0	-5.0	-3.5	-4.6	-18.6			
							<u>12.88</u>				<u>7.46</u>								<u>14.10</u>			
61	163	2046658	JARVIS Jake	ON	2004	Q2:	27,04	7.64	5.2	4.2	TS	0.500		B:	9.8	9.5	42.6	10.9	11.2	31.9	30.32	
								4.1	3.7	bT	0.700		D:	-5.2	-4.5	-4.8	-5.0	-4.5	-14.3			
							<u>7.64</u>				<u>5.08</u>								<u>17.60</u>			
						Q1:	29,26	4.32	2.8	2.9	S	0.380		B:	9.4	9.0	10.9	44.0	10.2	30.5	7.10	
								2.1	1.9	bT	0.700		D:	-12.4	-11.6	-13.2	-10.8	-10.7	-34.8			
							<u>4.32</u>				<u>2.48</u>								<u>0.30</u>			
62	160	2455847	HARLEY Noah	ON	2004	Q2:	29,56	3.88	2.3	2.5	bT	0.700		B:	44.4	11.4	12.4	12.5	42.9	36.3	27.91	
								3.9	4.7	TS	0.500		D:	-3.7	-8.4	-6.1	-4.9	-5.1	-16.1			
							<u>3.88</u>				<u>3.83</u>								<u>20.20</u>			
						Q1:	53,10	0.00	1.8	1.7	bT	0.700		B:	8.1	8.1	0.4	7.0	40.0	23.2	1.52	
								0.0	0.0		0.000		D:	-8.0	-8.0	-0.0	-23.6	-22.0	-38.0			
							<u>0.00</u>				<u>1.22</u>								<u>0.30</u>			
63	151	2043270	MCDERMID Nicholas	ON	2004	Q2:	26,93	7.80	1.9	1.6	bPp	0.730		B:	11.0	42.8	12.1	40.4	12.4	35.5	12.11	
								2.9	2.9	ft	0.740		D:	-12.0	-12.0	-10.4	-10.6	-12.6	-34.6			
							<u>7.80</u>				<u>3.41</u>								<u>0.90</u>			





**FREESTYLE SKI 2019  
 QUALIFICATION RESULTS  
 Men's Moguls  
 LAC BEAUPORT (CAN)  
 FRI 15 MAR 2019 Start Time: tba**

**MO**

Number of Competitors: 66 Number of Countries: 5

Rank	Bib	Code	Name	Ctry	YB	Run	Time		Air					Turns						Score	Race Points	
							Seconds	Time Points	J6	J7	Jump	DD	Total	B	D	J1	J2	J3	J4			J5
						Q1:	26,05	9.11	2.2	1.8	bPp	0.730		B:	10.8	12.4	11.2	43.4	40.3	34.4	<b>27.05</b>	
									6.3	6.1	ft	0.740		D:	-7.0	-6.4	-8.0	-7.5	-8.0	-22.5		
								<b>9.11</b>												<b>11.90</b>		
<b>64</b>	197	2537567	<b>TOMALTY Gerry</b>	ON	2006	Q2:	31,73	0.64	5.1	4.8	S	0.380		B:	9.0	8.2	10.6	10.8	44.0	30.4	<b>24.34</b>	
									3.4	3.9	TS	0.500		D:	-3.4	-3.0	-4.0	-4.5	-2.3	-10.4		
								<b>0.64</b>												<b>20.00</b>		
						Q1:	32,03	0.19	4.3	4.6	S	0.380		B:	8.4	8.2	10.1	40.2	9.0	27.5	<b>17.57</b>	
									3.8	3.0	TS	0.500		D:	-4.0	-3.4	-4.5	-5.0	-5.0	-13.5		
								<b>0.19</b>												<b>14.00</b>		
<b>65</b>	159	1967469	<b>LADOUCEUR Quinn</b>	ON	2005	Q2:	29,40	4.11	3.0	4.0	TTT	0.610		B:	44.0	12.4	11.2	12.0	43.2	35.6	<b>15.32</b>	
									3.9	4.6	XK	0.560		D:	-3.6	-8.4	-44.0	-10.5	-10.0	-28.9		
								<b>4.11</b>												<b>6.70</b>		
						Q1:	30,08	3.10	6.5	6.3	TTT	0.610		B:	10.0	10.8	9.2	9.0	42.0	30.0	<b>8.06</b>	
									2.0	2.0	S	0.380		D:	-10.6	-8.8	-43.4	-12.1	-10.8	-33.5		
								<b>3.10</b>												<b>0.30</b>		
<b>66</b>	162	2040098	<b>RYAN Maguire</b>	ON	2006	Q2:	65,61	0.00	1.7	1.9	S	0.380		B:	8.4	0.4	0.1	0.1	0.1	0.3	<b>0.98</b>	
									0.0	0.0		0.000		D:	-8.0	-8.1	-8.0	-23.0	-22.0	-38.1		
								<b>0.00</b>												<b>0.30</b>		
						Q1:															<b>DNF</b>	

**Legend:**  
 Ctry Country DNF Did Not Finish



**FREESTYLE SKI 2019  
FINAL RESULTS  
Ladies' Aerials  
LAC BEAUPORT (CAN)  
SAT 16 MAR 2019 Start Time: tba**

**AE**

Jury			Course Details			
<b>Chief de compétition</b>	Denis Laroche	QUE	<b>Course Name</b>	Le petit vallon		
<b>Juge en chef</b>	Wayne Hinkel			<b>Distance</b>	<b>Height</b>	<b>Gradient</b>
<b>Delegue technique</b>	Vicky Hamel	QUE	<b>In-run</b>			
<b>Officials</b>			<b>Table</b>			
<b>Chief de piste</b>	Lewis Irving	QUE	<b>Landing</b>			
<b>Chief de compilation</b>	Sylvie Poirier	QUE	<b>Judges</b>			
			<b>Judge 1</b>	Joyce Volpe	N/A	
			<b>Judge 2</b>	Hubert Piche	QUE	
			<b>Judge 3</b>	Melissa Corbo	QUE	
			<b>Judge 4</b>	Real Robichaud	QUE	
			<b>Judge 5</b>	Helene House	QUE	

**Number of Competitors: 10, Number of participating Countries: 4**

Rank	Bib	Code	Name	Country	YB	J1	J2	J3	J4	J5	Score	Jump DD	Run Score	Tie
------	-----	------	------	---------	----	----	----	----	----	----	-------	---------	-----------	-----

U14

1	208	1967421	<b>GAGNON Rosalie</b>	QC	2006 F3:	Air: 4.7	1.6	1.2	1.2	4.4	<b>4.0</b>			
						Form: 4.0	3.9	3.6	3.8	3.5	<b>11.3</b>	bL		
						LDG: 0.5	0.6	0.3	0.8	0.5	<b>1.6</b>	2.050	<b>0.00</b>	
											<b>16.9</b>			
					F2:	Air: 1.3	1.4	4.6	1.5	0.9	<b>4.2</b>			
						Form: 4.1	4.4	4.3	3.9	3.6	<b>12.3</b>	bP		
						LDG: 2.5	2.7	2.6	2.2	2.4	<b>7.3</b>	2.000	<b>47.60</b>	
											<b>23.8</b>			
					F1:	Air: 1.0	1.2	1.4	4.5	0.8	<b>3.6</b>			
						Form: 3.6	2.6	3.6	3.7	3.1	<b>10.3</b>	bL		
						LDG: 2.7	2.5	2.4	2.6	2.3	<b>7.5</b>	2.050	<b>43.87</b>	
											<b>21.4</b>			
												<b>Total:</b>	<b>91.47</b>	

**FREESTYLE SKI 2019  
FINAL RESULTS  
Ladies' Aerials  
LAC BEAUPORT (CAN)  
SAT 16 MAR 2019 Start Time: tba**

**AE**

**Number of Competitors: 10, Number of participating Countries: 4**

Rank	Bib	Code	Name	Country	YB	J1	J2	J3	J4	J5	Score	Jump DD	Run Score	Tie								
2	190	2018996	<b>LAROCHE Florence</b>	QC	2005 F3:	Air:	4.4	0.9	1.0	0.9	1.0	<b>2.9</b>		<b>0.00</b>								
						Form:	3.5	2.2	2.2	3.0	2.3	<b>7.5</b>				bT						
						LDG:	0.6	0.7	0.8	0.4	0.8	<b>2.1</b>				2.000						
						<b>12.5</b>																
						F2:	Air:	4.3	1.3	4.4	1.3	1.3				<b>3.9</b>		<b>29.80</b>				
						Form:	3.5	3.0	3.0	2.9	3.1	<b>9.1</b>				bT						
						LDG:	0.6	0.6	0.5	1.0	0.7	<b>1.9</b>				2.000						
						<b>14.9</b>																
						F1:	Air:	1.7	1.7	1.6	4.3	4.7				<b>5.0</b>					<b>42.02</b>	
						Form:	2.5	3.4	2.4	2.5	2.9	<b>7.9</b>				TTS						
						LDG:	2.4	2.6	2.5	2.6	2.5	<b>7.6</b>				2.050						
						<b>20.5</b>																
<b>Total: 71.82</b>																						
3	117	1982910	<b>OZIEWICZ Emilia</b>	BC	2005 F3:	Air:	1.4	1.6	4.6	4.0	1.4	<b>4.4</b>		<b>36.72</b>								
						Form:	3.3	3.4	3.8	3.2	2.9	<b>9.9</b>				S						
						LDG:	2.4	2.5	2.4	2.4	2.7	<b>7.3</b>				1.700						
						<b>21.6</b>																
						F2:	Air:	4.4	1.2	1.2	1.2	4.4				<b>3.6</b>		<b>34.90</b>				
						Form:	2.3	3.2	2.5	2.5	3.3	<b>8.2</b>				3						
						LDG:	2.0	2.2	4.7	2.1	2.0	<b>6.1</b>				1.950						
						<b>17.9</b>																
						F1:	Air:	0.8	0.9	4.3	1.3	0.7				<b>3.0</b>					<b>0.00</b>	
						Form:	0.0	0.0	0.0	0.0	0.0	<b>0.0</b>				3						
						LDG:	2.6	2.6	2.6	2.6	2.4	<b>7.8</b>				1.950						
						<b>10.8</b>																
<b>Total: 71.62</b>																						

**FREESTYLE SKI 2019  
FINAL RESULTS  
Ladies' Aerials  
LAC BEAUPORT (CAN)  
SAT 16 MAR 2019 Start Time: tba**

**AE**

**Number of Competitors: 10, Number of participating Countries: 4**

Rank	Bib	Code	Name	Country	YB	J1	J2	J3	J4	J5	Score	Jump DD	Run Score	Tie								
4	206	1967404	FONTAINE Charlie	QC	2005 F3:	Air:	0.8	1.0	1.1	1.0	0.8	<b>2.8</b>		<b>0.00</b>								
						Form:	2.5	2.0	2.5	2.4	2.4	<b>7.3</b>				bT						
						LDG:	0.5	0.4	0.3	0.3	0.4	<b>1.1</b>				2.000						
												<b>11.2</b>										
						F2:	Air:	1.3	1.6	1.6	1.4	1.3				<b>4.3</b>		<b>39.15</b>				
						Form:	2.8	2.4	2.5	2.4	2.1	<b>7.3</b>				bL						
						LDG:	2.7	2.6	2.5	2.4	2.4	<b>7.5</b>				2.050						
												<b>19.1</b>										
						F1:	Air:	1.4	1.4	1.2	1.2	1.0				<b>3.8</b>					<b>31.80</b>	
						Form:	3.6	3.4	3.4	3.4	2.8	<b>10.2</b>				bT						
						LDG:	0.9	0.3	0.5	0.5	1.0	<b>1.9</b>				2.000						
												<b>15.9</b>										
												<b>Total:</b>	<b>70.95</b>									
5	147	1967878	UNG Danielle	ON	2005 F3:	Air:	1.5	1.4	1.4	1.2	1.3	<b>4.1</b>		<b>25.15</b>								
						Form:	2.1	1.9	2.0	2.0	1.3	<b>5.9</b>				DTS						
						LDG:	0.7	0.4	0.3	1.0	0.6	<b>1.7</b>				2.150						
												<b>11.7</b>										
						F2:	Air:	1.3	1.3	1.0	0.8	1.4				<b>3.6</b>		<b>20.14</b>				
						Form:	0.0	0.0	0.0	0.0	0.0	<b>0.0</b>				TS						
						LDG:	2.2	2.7	2.6	2.2	2.2	<b>7.0</b>				1.900						
												<b>10.6</b>										
						F1:	Air:	1.9	1.8	1.7	1.4	1.7				<b>5.2</b>					<b>41.82</b>	
						Form:	4.0	4.5	4.3	3.5	3.5	<b>11.8</b>				S						
						LDG:	2.5	2.9	2.5	2.6	2.5	<b>7.6</b>				1.700						
												<b>24.6</b>										
												<b>Total:</b>	<b>66.97</b>									

**FREESTYLE SKI 2019  
FINAL RESULTS  
Ladies' Aerials  
LAC BEAUPORT (CAN)  
SAT 16 MAR 2019 Start Time: tba**

**AE**

**Number of Competitors: 10, Number of participating Countries: 4**

Rank	Bib	Code	Name	Country	YB	J1	J2	J3	J4	J5	Score	Jump DD	Run Score	Tie
6	148	2004560	AUBRY Ava	ON	2005 F3:	Air: 1.2	0.9	0.9	1.1	1.2	3.2			
						Form: 2.5	2.8	2.6	2.8	2.9	8.2	bT		
						LDG: 0.3	0.6	0.3	0.4	0.5	1.2	2.000	0.00	
											<b>12.6</b>			
					F2:	Air: 1.5	1.4	1.4	1.3	1.5	4.3			
						Form: 2.0	2.1	2.3	2.4	1.8	6.4	TS		
						LDG: 2.0	2.1	2.0	2.5	2.2	6.3	1.900	32.30	
											<b>17.0</b>			
					F1:	Air: 1.6	1.6	1.2	1.3	1.3	4.2			
						Form: 3.8	4.0	3.9	3.7	2.7	11.4	bT		
						LDG: 0.2	0.5	0.4	0.2	0.5	1.1	2.000	33.40	
											<b>16.7</b>			
												<b>Total:</b>	<b>65.70</b>	

U18

1	191	1967922	KOEHLER Kaylee	QC	2002 F3:	Air: 1.5	1.4	1.4	1.4	1.3	4.2			
						Form: 4.6	4.4	4.3	3.8	3.9	12.6	bP		
						LDG: 2.9	2.6	2.6	2.8	2.7	8.1	2.000	49.80	
											<b>24.9</b>			
					F2:	Air: 1.9	1.7	1.6	1.5	1.6	4.9			
						Form: 4.4	4.2	4.2	3.8	3.8	12.2	bP		
						LDG: 2.6	2.5	2.5	2.4	2.7	7.6	2.000	0.00	
											<b>24.7</b>			
					F1:	Air: 1.8	1.7	1.6	1.7	1.6	5.0			
						Form: 4.6	4.4	4.2	4.0	4.1	12.7	bL		
						LDG: 2.9	2.7	2.5	2.6	2.8	8.1	2.050	52.89	
											<b>25.8</b>			
												<b>Total:</b>	<b>102.69</b>	

**FREESTYLE SKI 2019  
FINAL RESULTS  
Ladies' Aerials  
LAC BEAUPORT (CAN)  
SAT 16 MAR 2019 Start Time: tba**

**AE**

**Number of Competitors: 10, Number of participating Countries: 4**

Rank	Bib	Code	Name	Country	YB	J1	J2	J3	J4	J5	Score	Jump DD	Run Score	Tie								
2	221	1967488	<b>LEBLANC Alex-Sandrine</b>	QC	2002 F3:	Air:	1.6	<del>1.7</del>	1.6	<del>1.5</del>	1.5	<b>4.7</b>		<b>49.80</b>								
						Form:	4.1	<del>4.3</del>	4.2	4.3	<del>3.9</del>	<b>12.6</b>				bP						
						LDG:	<del>2.6</del>	2.6	2.5	2.5	<del>2.3</del>	<b>7.6</b>				2.000						
												<b>24.9</b>										
						F2:	Air:	<del>1.7</del>	1.4	<del>1.4</del>	1.4	1.4				<b>4.2</b>		<b>0.00</b>				
						Form:	4.1	3.8	<del>3.5</del>	3.8	3.7	<b>11.3</b>				bP						
						LDG:	2.3	2.2	2.2	<del>2.3</del>	2.0	<b>6.7</b>				2.000						
												<b>22.2</b>										
						F1:	Air:	<del>1.5</del>	1.5	1.6	1.6	<del>1.7</del>				<b>4.7</b>					<b>50.22</b>	
						Form:	4.0	<del>4.1</del>	4.0	4.0	4.0	<b>12.0</b>				bL						
						LDG:	2.7	2.6	<del>2.4</del>	2.5	<del>2.7</del>	<b>7.8</b>				2.050						
												<b>24.5</b>										
												<b>Total:</b>	<b>100.02</b>									
3	134	1963550	<b>HURRY Kiera</b>	AB	2002 F3:	Air:	<del>1.5</del>	1.3	<del>1.4</del>	1.2	1.2	<b>3.7</b>		<b>35.91</b>								
						Form:	2.2	<del>3.0</del>	2.8	2.4	<del>2.2</del>	<b>7.4</b>				TS						
						LDG:	<del>2.5</del>	2.6	2.6	<del>2.6</del>	2.6	<b>7.8</b>				1.900						
												<b>18.9</b>										
						F2:	Air:	<del>1.4</del>	1.0	1.0	0.9	<del>0.9</del>				<b>2.9</b>		<b>0.00</b>				
						Form:	1.7	<del>2.5</del>	2.3	2.0	<del>1.4</del>	<b>6.0</b>				TS						
						LDG:	<del>2.6</del>	2.5	<del>2.4</del>	2.5	2.4	<b>7.4</b>				1.900						
												<b>16.3</b>										
						F1:	Air:	1.6	1.5	<del>1.6</del>	1.4	1.6				<b>4.7</b>					<b>42.50</b>	
						Form:	4.2	4.2	4.0	<del>3.9</del>	4.3	<b>12.4</b>				S						
						LDG:	2.6	2.7	2.6	<del>2.5</del>	<del>2.8</del>	<b>7.9</b>				1.700						
												<b>25.0</b>										
												<b>Total:</b>	<b>78.41</b>									



**FREESTYLE SKI 2019  
FINAL RESULTS  
Ladies' Aerials  
LAC BEAUPORT (CAN)  
SAT 16 MAR 2019 Start Time: tba**

**AE**

**Number of Competitors: 10, Number of participating Countries: 4**

Rank	Bib Code	Name	Country	YB	J1	J2	J3	J4	J5	Score	Jump DD	Run Score	Tie
4	133	1963694	STODDART Clare	AB	2001	F3: Air: 1.3	1.4	1.5	1.3	1.3	<b>4.0</b>		
						Form: 3.9	4.3	4.2	4.0	3.3	<b>12.1</b>	S	
						LDG: 2.9	2.8	2.7	2.7	2.7	<b>8.2</b>	1.700	<b>41.31</b>
													<b>24.3</b>
						F2: Air: 0.8	1.1	0.9	0.9	0.9	<b>2.7</b>		
						Form: 2.5	1.9	2.5	2.5	1.9	<b>6.9</b>	bL	
						LDG: 2.6	2.5	2.4	2.6	2.6	<b>7.7</b>	2.050	<b>35.46</b>
													<b>17.3</b>
						F1: Air: 0.9	1.1	1.2	0.8	0.9	<b>2.9</b>		
						Form: 1.8	1.9	2.0	2.0	2.0	<b>5.9</b>	bL	
						LDG: 0.4	0.5	0.3	0.1	0.4	<b>1.1</b>	2.050	<b>0.00</b>
													<b>9.9</b>
												<b>Total:</b>	<b>76.77</b>

Forerunners			
F1 - BOUDREAU DUFOUR Justine	QUE	F2 - LAROCHE Maude	QUE
F3 - GAUTHIER RENAUD Philippe	QUE		

Conditions on Course			
Weather:	Temperature: 0°C / 32°F	Snow Condition:	Snow Temperature: 0°C / 32°F

Explanation of Jump Codes:	
Sommersault direction	b = Back, f = Front, s = Side
Body position	L = Lay (layout/straight), T = Tuck, P = Pike
Number of twists	H = Half (½ twist), Hl = Half twist in layout position, F = Full (1 twist), Ru = Rudy (1½ twist), dF = Double Full (2 twists), Ra = Randy (2½ twists), tF = Triple Full
Example: bLTF	back/Lay-Tuck-Full = Triple back somersault, with the first somersault laid out, second tucked, third with a full twist

**FREESTYLE SKI 2019  
FINAL RESULTS  
Ladies' Aerials  
LAC BEAUPORT (CAN)  
SAT 16 MAR 2019 Start Time: tba**

**AE**

**Number of Competitors: 10, Number of participating Countries: 4**

Rank	Bib Code	Name	Country	YB	J1	J2	J3	J4	J5	Score	Jump DD	Run Score	Tie
------	----------	------	---------	----	----	----	----	----	----	-------	---------	-----------	-----

**NOTE**  
(Air + Form + LDG (Landing)) x DD (Degree of Difficulty) = Run score.

<b>Legend:</b>							
DD	Degree of Difficulty	J	Judge	LDG	Landing	Q	Qualified
Tie	Tie-break points	YB	Year of Birth				

**FREESTYLE SKI 2019  
FINAL RESULTS  
Men's Aerials  
LAC BEAUPORT (CAN)  
SAT 16 MAR 2019 Start Time: tba**

**AE**

<b>Jury</b>			<b>Course Details</b>			
<b>Chief de compétition</b>	Denis Laroche	QUE	<b>Course Name</b>	Le petit vallon		
<b>Juge en chef</b>	Wayne Hinkel			<b>Distance</b>	<b>Height</b>	<b>Gradient</b>
<b>Delegue technique</b>	Vicky Hamel	QUE	<b>In-run</b>			
<b>Officials</b>			<b>Table</b>			
<b>Chief de piste</b>	Lewis Irving	QUE	<b>Landing</b>			
<b>Chief de compilation</b>	Sylvie Poirier	QUE	<b>Judges</b>			
			<b>Judge 1</b>	Joyce Volpe	N/A	
			<b>Judge 2</b>	Hubert Piche	QUE	
			<b>Judge 3</b>	Melissa Corbo	QUE	
			<b>Judge 4</b>	Real Robichaud	QUE	
			<b>Judge 5</b>	Helene House	QUE	

**Number of Competitors: 44, Number of participating Countries: 5**

Rank	Bib	Code	Name	Country	YB	J1	J2	J3	Score	Jump DD	Run Score	Tie
------	-----	------	------	---------	----	----	----	----	-------	---------	-----------	-----

U14

1	205	1967483	<b>LAROCHELLE Tommy</b>	QC	2005 F3:	Air: 4.7	1.7	1.6	4.4	1.6	<b>4.9</b>	
						Form: 3.0	3.0	2.5	2.4	2.9	<b>8.4</b>	bTT
						LDG: 0.4	0.6	0.5	0.3	0.4	<b>1.3</b>	2.550
											<b>14.6</b>	
					F2:	Air: 4.7	4.9	1.7	1.7	1.7	<b>5.1</b>	
						Form: 4.4	4.5	4.3	4.3	4.0	<b>13.0</b>	bL
						LDG: 2.7	2.7	2.6	2.6	3.0	<b>8.0</b>	2.050
											<b>26.1</b>	
					F1:	Air: 1.5	1.5	1.6	4.6	4.4	<b>4.6</b>	
						Form: 4.0	3.8	3.8	4.0	3.7	<b>11.6</b>	bTT
						LDG: 2.3	2.2	2.3	2.4	2.6	<b>7.0</b>	2.550
											<b>23.2</b>	
											<b>Total: 112.66</b>	

**FREESTYLE SKI 2019  
FINAL RESULTS  
Men's Aerials  
LAC BEAUPORT (CAN)  
SAT 16 MAR 2019 Start Time: tba**

**AE**

**Number of Competitors: 44, Number of participating Countries: 5**

Rank	Bib	Code	Name	Country	YB	J1	J2	J3	Score	Jump DD	Run Score	Tie				
2	219	2191713	<b>SAUVE Mavrick</b>	QC	2006 F3:	Air:	4.4	4.7	1.7	1.5	1.5	<b>4.7</b>				
						Form:	2.2	2.2	2.5	2.4	2.4	<b>6.8</b>	bP			
						LDG:	0.9	0.6	0.8	0.8	0.8	<b>2.4</b>	2.000	<b>0.00</b>		
						<b>13.9</b>										
						F2:	Air:	4.8	1.9	1.9	1.9	2.0	<b>5.7</b>			
						Form:	4.6	4.9	4.6	4.6	4.6	<b>13.8</b>	bL			
						LDG:	2.7	3.0	2.8	2.8	2.8	<b>8.4</b>	2.050	<b>57.19</b>		
						<b>27.9</b>										
						F1:	Air:	4.8	1.7	1.8	1.8	4.6	<b>5.3</b>			
						Form:	4.6	4.3	4.5	4.5	4.4	<b>13.4</b>	bP			
						LDG:	2.6	2.7	2.7	2.7	2.7	<b>8.1</b>	2.000	<b>53.60</b>		
						<b>26.8</b>										
<b>Total: 110.79</b>																
3	212	2016094	<b>BEAUREGARD Elliot</b>	QC	2007 F3:	Air:	1.5	1.4	1.4	4.6	4.4	<b>4.3</b>				
						Form:	3.9	3.9	3.8	3.7	3.9	<b>11.6</b>	bT			
						LDG:	2.4	2.4	2.4	2.4	2.3	<b>7.2</b>	2.000	<b>0.00</b>		
						<b>23.1</b>										
						F2:	Air:	1.9	4.9	4.7	1.8	1.9	<b>5.6</b>			
						Form:	4.7	4.7	4.6	4.7	4.5	<b>14.0</b>	bL			
						LDG:	2.8	2.9	2.6	2.6	2.9	<b>8.3</b>	2.050	<b>57.19</b>		
						<b>27.9</b>										
						F1:	Air:	4.5	1.5	1.6	4.9	1.5	<b>4.6</b>			
						Form:	4.4	4.2	4.3	4.6	4.1	<b>12.6</b>	bT			
						LDG:	2.7	2.7	2.6	2.7	2.8	<b>8.1</b>	2.000	<b>50.60</b>		
						<b>25.3</b>										
<b>Total: 107.79</b>																

**FREESTYLE SKI 2019  
FINAL RESULTS  
Men's Aerials  
LAC BEAUPORT (CAN)  
SAT 16 MAR 2019 Start Time: tba**

**AE**

**Number of Competitors: 44, Number of participating Countries: 5**

Rank	Bib	Code	Name	Country	YB	J1	J2	J3	Score	Jump DD	Run Score	Tie					
4	220	1967446	HAINEAULT Alec	QC	2005 F3:	Air:	4.6	1.8	1.8	1.8	2.0	<b>5.4</b>					
						Form:	3.8	3.9	3.8	3.9	4.4	<b>11.6</b>	bL				
						LDG:	2.6	2.7	2.7	2.5	2.8	<b>8.0</b>	2.050	<b>0.00</b>			
						<hr/>											
						<b>25.0</b>											
						F2:	Air:	1.6	4.8	1.7	1.7	4.6	<b>5.0</b>				
						Form:	4.2	4.5	4.3	4.0	4.3	<b>12.8</b>	bP				
						LDG:	2.8	2.8	2.8	2.6	2.8	<b>8.4</b>	2.000	<b>52.40</b>			
						<hr/>											
						<b>26.2</b>											
						F1:	Air:	4.8	4.9	1.8	1.8	1.9	<b>5.5</b>				
						Form:	4.4	4.4	4.4	4.5	4.6	<b>13.3</b>	bL				
LDG:	2.6	2.8	2.7	2.7	2.6	<b>8.0</b>	2.050	<b>54.94</b>									
<hr/>																	
<b>26.8</b>																	
											<b>Total:</b>	<b>107.34</b>					
5	223	2002576	LAFONTAINE Nicolas	QC	2005 F3:	Air:	1.5	4.4	4.7	1.6	1.6	<b>4.7</b>					
						Form:	3.1	3.2	3.7	3.8	4.2	<b>10.7</b>	bT				
						LDG:	2.4	2.4	2.6	2.6	3.0	<b>7.6</b>	2.000	<b>0.00</b>			
						<hr/>											
						<b>23.0</b>											
						F2:	Air:	4.4	1.7	1.7	1.8	4.9	<b>5.2</b>				
						Form:	4.0	4.7	4.1	4.3	4.7	<b>13.1</b>	bL				
						LDG:	2.4	2.8	2.7	2.7	3.0	<b>8.2</b>	2.050	<b>54.32</b>			
						<hr/>											
						<b>26.5</b>											
						F1:	Air:	4.7	1.7	4.6	1.7	1.7	<b>5.1</b>				
						Form:	3.4	4.2	4.1	4.0	4.2	<b>12.3</b>	bT				
LDG:	2.1	2.6	2.7	2.6	2.7	<b>7.9</b>	2.000	<b>50.60</b>									
<hr/>																	
<b>25.3</b>																	
											<b>Total:</b>	<b>104.92</b>					

**FREESTYLE SKI 2019  
FINAL RESULTS  
Men's Aerials  
LAC BEAUPORT (CAN)  
SAT 16 MAR 2019 Start Time: tba**

**AE**

**Number of Competitors: 44, Number of participating Countries: 5**

Rank	Bib	Code	Name	Country	YB	J1	J2	J3	Score	Jump DD	Run Score	Tie		
6	222	1967522	<b>MONETTE Philippe</b>	QC	2005 F3:	Air:	1.6	1.8	<del>1.8</del>	<del>1.5</del>	1.5	<b>4.9</b>		
						Form:	<del>4.5</del>	4.1	4.1	4.2	<del>3.7</del>	<b>12.4</b>	bT	
						LDG:	<del>2.6</del>	2.7	<del>2.8</del>	2.7	2.7	<b>8.1</b>	2.000	<b>50.80</b>
												<b>25.4</b>		
						F2:	Air:	1.6	<del>1.4</del>	1.5	<del>1.7</del>	1.5	<b>4.6</b>	
						Form:	<del>3.9</del>	<del>3.6</del>	3.8	3.8	3.8	<b>11.4</b>	bL	
						LDG:	2.5	<del>2.6</del>	2.3	2.5	<del>2.1</del>	<b>7.3</b>	2.050	<b>47.76</b>
												<b>23.3</b>		
						F1:	Air:	1.4	<del>1.3</del>	1.5	1.6	<del>1.6</del>	<b>4.5</b>	
						Form:	3.5	<del>2.8</del>	3.7	3.7	<del>4.3</del>	<b>10.9</b>	bT	
						LDG:	2.6	<del>2.4</del>	<del>2.7</del>	2.6	2.6	<b>7.8</b>	2.000	<b>0.00</b>
												<b>23.2</b>		
							<b>Total:</b>		<b>98.56</b>					
7	216	2724863	<b>VO-HALLEY Sameer</b>	QC	2005 F3:	Air:	<del>1.1</del>	1.6	<del>1.6</del>	1.4	1.3	<b>4.3</b>		
						Form:	<del>3.2</del>	4.0	<del>4.0</del>	3.8	3.9	<b>11.7</b>	bT	
						LDG:	<del>2.7</del>	2.6	<del>2.2</del>	2.5	2.4	<b>7.5</b>	2.000	<b>47.00</b>
												<b>23.5</b>		
						F2:	Air:	<del>1.1</del>	1.4	<del>1.5</del>	1.4	1.1	<b>3.9</b>	
						Form:	3.6	<del>4.2</del>	4.1	3.7	<del>3.5</del>	<b>11.4</b>	bT	
						LDG:	2.7	<del>2.7</del>	2.6	2.6	<del>2.5</del>	<b>7.9</b>	2.000	<b>0.00</b>
												<b>23.2</b>		
						F1:	Air:	<del>1.2</del>	<del>1.7</del>	1.7	1.5	1.6	<b>4.8</b>	
						Form:	<del>3.6</del>	<del>4.3</del>	4.2	3.9	3.9	<b>12.0</b>	bL	
						LDG:	2.7	<del>2.7</del>	2.6	2.6	<del>2.4</del>	<b>7.9</b>	2.050	<b>50.63</b>
												<b>24.7</b>		
							<b>Total:</b>		<b>97.63</b>					

**FREESTYLE SKI 2019  
FINAL RESULTS  
Men's Aerials  
LAC BEAUPORT (CAN)  
SAT 16 MAR 2019 Start Time: tba**

**AE**

**Number of Competitors: 44, Number of participating Countries: 5**

Rank	Bib	Code	Name	Country	YB	J1	J2	J3	Score	Jump DD	Run Score	Tie		
8	225	1967560	<b>SAUVAGEAU Jeremy</b>	QC	2006 F3:	Air:	4.3	1.0	1.1	0.8	0.8	<b>2.9</b>		
						Form:	1.5	4.6	1.0	1.0	0.8	<b>3.5</b>	bL	
						LDG:	0.0	0.0	0.0	0.0	0.0	<b>0.0</b>	2.050	<b>0.00</b>
												<b>6.4</b>		
						F2:	Air:	4.4	4.7	1.6	1.5	1.6	<b>4.7</b>	
						Form:	3.8	4.2	3.8	3.9	4.0	<b>11.7</b>	bF	
						LDG:	2.8	2.6	2.7	2.5	2.6	<b>7.9</b>	2.300	<b>55.89</b>
												<b>24.3</b>		
						F1:	Air:	1.7	4.8	1.7	1.7	4.6	<b>5.1</b>	
						Form:	3.3	2.4	2.5	2.4	2.4	<b>7.3</b>	bL	
						LDG:	2.8	2.7	2.6	2.6	2.4	<b>7.9</b>	2.050	<b>41.61</b>
												<b>20.3</b>		
							<b>Total:</b>		<b>97.50</b>					
9	214	2352273	<b>BERNIER Edward</b>	QC	2006 F3:	Air:	1.2	1.3	1.5	4.7	4.2	<b>4.0</b>		
						Form:	3.5	3.6	3.8	3.7	4.0	<b>11.1</b>	bT	
						LDG:	2.7	2.6	2.5	2.6	2.8	<b>7.9</b>	2.000	<b>0.00</b>
												<b>23.0</b>		
						F2:	Air:	1.3	1.5	1.5	4.7	4.4	<b>4.3</b>	
						Form:	3.6	3.9	3.8	3.9	2.8	<b>11.3</b>	bT	
						LDG:	2.6	2.6	2.6	2.6	2.5	<b>7.8</b>	2.000	<b>46.80</b>
												<b>23.4</b>		
						F1:	Air:	4.8	1.7	1.6	1.7	4.5	<b>5.0</b>	
						Form:	4.3	4.2	4.0	4.0	3.8	<b>12.2</b>	bL	
						LDG:	2.1	2.2	2.3	2.4	4.9	<b>6.6</b>	2.050	<b>48.79</b>
												<b>23.8</b>		
							<b>Total:</b>		<b>95.59</b>					

**FREESTYLE SKI 2019  
FINAL RESULTS  
Men's Aerials  
LAC BEAUPORT (CAN)  
SAT 16 MAR 2019 Start Time: tba**

**AE**

**Number of Competitors: 44, Number of participating Countries: 5**

Rank	Bib	Code	Name	Country	YB	J1	J2	J3	Score	Jump DD	Run Score	Tie				
10	211	2030127	<b>AUMOND Victor</b>	QC	2006 F3:	Air:	1.6	1.7	1.7	1.8	1.6	<b>5.0</b>				
						Form:	4.4	4.2	4.2	4.1	4.7	<b>12.5</b>	bL			
						LDG:	2.7	2.6	2.6	2.5	2.5	<b>7.7</b>	2.050	<b>51.66</b>		
						<hr/>										
						<b>25.2</b>										
						F2:	Air:	1.5	1.7	1.5	1.5	1.2	<b>4.5</b>			
							Form:	4.2	3.8	3.7	3.6	3.7	<b>11.2</b>	bT		
							LDG:	1.7	1.6	1.4	1.8	1.5	<b>4.8</b>	2.000	<b>41.00</b>	
						<hr/>										
						<b>20.5</b>										
						F1:	Air:	1.0	1.2	1.2	1.3	0.8	<b>3.4</b>			
							Form:	3.3	3.8	3.7	3.8	2.7	<b>10.8</b>	bL		
LDG:	2.5	2.6	2.6	2.5	2.4		<b>7.6</b>	2.050	<b>0.00</b>							
<hr/>																
<b>21.8</b>																
<hr/>																
<b>Total: 92.66</b>																
11	162	2040098	<b>RYAN Maguire</b>	ON	2006 F3:	Air:	0.9	1.1	1.2	1.1	0.8	<b>3.1</b>				
						Form:	2.5	3.2	3.7	3.8	3.8	<b>10.7</b>	bT			
						LDG:	2.6	2.5	2.4	2.5	2.6	<b>7.6</b>	2.000	<b>0.00</b>		
						<hr/>										
						<b>21.4</b>										
						F2:	Air:	1.0	1.2	1.4	1.3	1.1	<b>3.6</b>			
							Form:	3.7	3.6	3.7	3.7	3.3	<b>11.0</b>	TS		
							LDG:	2.6	2.6	2.4	2.5	2.7	<b>7.7</b>	1.900	<b>42.37</b>	
						<hr/>										
						<b>22.3</b>										
						F1:	Air:	1.6	1.4	1.5	1.5	1.4	<b>4.4</b>			
							Form:	3.8	3.8	3.8	3.7	3.9	<b>11.4</b>	bT		
LDG:	2.2	2.5	2.5	2.5	2.1		<b>7.2</b>	2.000	<b>46.00</b>							
<hr/>																
<b>23.0</b>																
<hr/>																
<b>Total: 88.37</b>																



**FREESTYLE SKI 2019  
FINAL RESULTS  
Men's Aerials  
LAC BEAUPORT (CAN)  
SAT 16 MAR 2019 Start Time: tba**

**AE**

**Number of Competitors: 44, Number of participating Countries: 5**

Rank	Bib	Code	Name	Country	YB	J1	J2	J3	Score	Jump DD	Run Score	Tie					
12	164	2016479	<b>HARLEY Jacob</b>	ON	2006 F3:	Air:	1.4	<del>1.6</del>	1.5	<del>1.3</del>	1.5	<b>4.4</b>					
						Form:	3.1	3.0	3.5	<del>3.6</del>	<del>2.9</del>	<b>9.6</b>		TTS			
						LDG:	2.6	<del>2.6</del>	2.5	<del>2.5</del>	2.6	<b>7.7</b>		2.050	<b>0.00</b>		
														<b>21.7</b>			
						F2:	Air:	1.5	1.5	<del>1.6</del>	<del>1.2</del>	1.5		<b>4.5</b>			
						Form:	3.5	3.2	<del>3.8</del>	<del>2.5</del>	3.1	<b>9.8</b>		TTS			
						LDG:	<del>2.8</del>	2.6	2.5	<del>2.5</del>	2.6	<b>7.7</b>		2.050		<b>45.10</b>	
														<b>22.0</b>			
						F1:	Air:	1.3	1.6	<del>1.6</del>	1.2	<del>1.2</del>		<b>4.1</b>			
						Form:	2.8	3.4	<del>3.5</del>	2.5	<del>1.8</del>	<b>8.7</b>		3			
						LDG:	<del>2.7</del>	2.5	<del>2.4</del>	2.6	2.6	<b>7.7</b>		1.950			<b>39.97</b>
														<b>20.5</b>			
											<b>Total:</b>	<b>85.07</b>					
13	215	2436095	<b>PRIMEAU Elliot</b>	QC	2008 F3:	Air:	0.9	<del>1.1</del>	1.1	0.9	<del>0.8</del>	<b>2.9</b>					
						Form:	<del>3.0</del>	<del>1.9</del>	2.0	2.4	2.3	<b>6.7</b>		bL			
						LDG:	<del>0.6</del>	0.3	<del>0.3</del>	0.4	0.4	<b>1.1</b>		2.050			<b>0.00</b>
														<b>10.7</b>			
						F2:	Air:	1.3	1.4	<del>1.5</del>	1.3	<del>1.2</del>		<b>4.0</b>			
						Form:	3.5	<del>3.4</del>	3.5	3.7	<del>3.7</del>	<b>10.7</b>		bT			
						LDG:	<del>2.3</del>	2.5	2.4	2.4	<del>2.5</del>	<b>7.3</b>		2.000			<b>44.00</b>
														<b>22.0</b>			
						F1:	Air:	<del>1.3</del>	<del>1.5</del>	1.4	1.3	1.5		<b>4.2</b>			
						Form:	<del>3.7</del>	<del>3.1</del>	3.2	3.3	3.2	<b>9.7</b>		bL			
						LDG:	<del>0.9</del>	0.7	<del>0.7</del>	0.8	0.8	<b>2.3</b>		2.050			<b>33.21</b>
														<b>16.2</b>			
											<b>Total:</b>	<b>77.21</b>					

**FREESTYLE SKI 2019  
FINAL RESULTS  
Men's Aerials  
LAC BEAUPORT (CAN)  
SAT 16 MAR 2019 Start Time: tba**

**AE**

**Number of Competitors: 44, Number of participating Countries: 5**

Rank	Bib	Code	Name	Country	YB	J1	J2	J3	Score	Jump DD	Run Score	Tie				
14	103	1992570	<b>ROBERTS Charlie</b>	BC	2005 F3:	Air:	4.5	1.2	1.3	4.4	1.1	<b>3.6</b>				
						Form:	2.2	2.0	2.0	1.5	4.5	<b>5.5</b>	DD			
						LDG:	2.6	2.6	2.4	2.5	2.4	<b>7.5</b>	1.900	<b>31.54</b>		
						<b>16.6</b>										
						F2:	Air:	4.0	1.1	1.1	4.4	1.1	<b>3.3</b>			
						Form:	2.0	3.1	3.7	2.4	2.2	<b>7.7</b>	7			
						LDG:	1.9	2.4	4.7	2.0	2.0	<b>5.9</b>	2.400	<b>0.00</b>		
						<b>16.9</b>										
						F1:	Air:	1.5	1.5	1.2	4.2	4.6	<b>4.2</b>			
						Form:	3.2	3.2	3.3	3.0	2.7	<b>9.4</b>	7			
						LDG:	1.5	4.7	1.5	4.4	1.5	<b>4.5</b>	2.400	<b>43.44</b>		
						<b>18.1</b>										
<b>Total: 74.98</b>																
15	197	2537567	<b>TOMALTY Gerry</b>	ON	2006 F3:	Air:	0.8	0.6	0.5	4.0	0.7	<b>2.1</b>				
						Form:	2.2	4.7	1.8	1.9	1.8	<b>5.5</b>	TS			
						LDG:	2.6	2.2	2.4	2.4	2.6	<b>7.4</b>	1.900	<b>28.50</b>		
						<b>15.0</b>										
						F2:	Air:	0.9	4.4	1.1	1.0	0.9	<b>3.0</b>			
						Form:	3.4	3.0	3.0	2.0	4.9	<b>8.0</b>	SS			
						LDG:	2.5	2.5	2.4	2.5	2.4	<b>7.4</b>	1.900	<b>34.96</b>		
						<b>18.4</b>										
						F1:	Air:	0.9	4.2	1.0	1.0	0.8	<b>2.9</b>			
						Form:	0.0	0.0	0.0	0.0	0.0	<b>0.0</b>	TS			
						LDG:	2.6	2.6	2.5	2.5	2.5	<b>7.6</b>	1.900	<b>0.00</b>		
						<b>10.5</b>										
<b>Total: 63.46</b>																

**FREESTYLE SKI 2019  
FINAL RESULTS  
Men's Aerials  
LAC BEAUPORT (CAN)  
SAT 16 MAR 2019 Start Time: tba**

**AE**

**Number of Competitors: 44, Number of participating Countries: 5**

Rank	Bib	Code	Name	Country	YB	J1	J2	J3	Score	Jump DD	Run Score	Tie
16	152	2432468	<b>BOUDREAU-DUFOUR Grégoire</b>	QC	2007 F3:	Air: 4.2 0.8 0.8 1.0 0.9			<b>2.7</b>			
						Form: 2.0 4.8 1.9 2.0 1.9			<b>5.8</b>	bT		
						LDG: 0.2 0.3 0.4 0.3 0.4			<b>1.0</b>	2.000	<b>19.00</b>	
									<b>9.5</b>			
					F2:	Air: 1.0 0.8 0.6 1.1 0.9			<b>2.7</b>			
						Form: 2.8 4.9 2.6 2.0 2.5			<b>7.1</b>	bL		
						LDG: 4.9 2.1 2.1 2.4 1.9			<b>6.1</b>	2.050	<b>32.59</b>	
									<b>15.9</b>			
					F1:	Air: 4.4 0.5 0.5 1.0 0.6			<b>2.1</b>			
						Form: 2.4 1.6 4.5 2.0 2.0			<b>5.6</b>	bT		
						LDG: 0.4 0.2 0.4 0.2 0.4			<b>0.8</b>	2.000	<b>0.00</b>	
									<b>8.5</b>			
									<b>Total:</b>		<b>51.59</b>	
102	2726410		<b>SWIFT Deston</b>	BC	2005 F3:							
											<b>DNS</b>	
					F2:						<b>DNS</b>	
					F1:						<b>DNS</b>	
									<b>Total:</b>		<b>0.00</b>	

**FREESTYLE SKI 2019  
FINAL RESULTS  
Men's Aerials  
LAC BEAUPORT (CAN)  
SAT 16 MAR 2019 Start Time: tba**

**AE**

**Number of Competitors: 44, Number of participating Countries: 5**

Rank	Bib	Code	Name	Country	YB	J1	J2	J3	Score	Jump DD	Run Score	Tie
104	2017185	OWEN-MOLD	Landon	BC	2006 F3:						DNS	
					F2:						DNS	
					F1:						DNS	
										<b>Total:</b>	<b>0.00</b>	
107	2560142	HESLOP	Mattheus	BC	2006 F3:						DNS	
					F2:						DNS	
					F1:						DNS	
										<b>Total:</b>	<b>0.00</b>	

**FREESTYLE SKI 2019  
FINAL RESULTS  
Men's Aerials  
LAC BEAUPORT (CAN)  
SAT 16 MAR 2019 Start Time: tba**

**AE**

**Number of Competitors: 44, Number of participating Countries: 5**

Rank	Bib Code	Name	Country	YB	J1	J2	J3	Score	Jump DD	Run Score	Tie
159	1967469	LADOUCEUR Quinn	ON	2005 F3:						DNS	
				F2:						DNS	
				F1:						DNS	
										<b>Total: 0.00</b>	
161	1964119	TURNAU Aaron	ON	2005 F3:						DNS	
				F2:						DNS	
				F1:						DNS	
										<b>Total: 0.00</b>	

**FREESTYLE SKI 2019  
FINAL RESULTS  
Men's Aerials  
LAC BEAUPORT (CAN)  
SAT 16 MAR 2019 Start Time: tba**

**AE**

**Number of Competitors: 44, Number of participating Countries: 5**

Rank	Bib	Code	Name	Country	YB	J1	J2	J3	Score	Jump DD	Run Score	Tie
U16												
1	207	1967533	<b>NOEL Anthony</b>	QC	2004 F3:	Air: 1.4	4.5	1.5	1.5	4.4	<b>4.4</b>	
						Form: 3.7	3.7	3.6	4.0	3.8	<b>11.2</b>	bF
						LDG: 2.5	2.5	2.4	2.4	2.7	<b>7.4</b>	2.300
											<b>23.0</b>	
					F2:	Air: 1.4	1.6	4.6	4.3	1.3	<b>4.3</b>	
						Form: 3.4	3.9	3.9	3.9	3.0	<b>11.2</b>	bF
						LDG: 2.6	2.5	2.6	2.6	2.3	<b>7.7</b>	2.300
											<b>23.2</b>	
					F1:	Air: 1.6	4.6	4.7	1.7	1.6	<b>4.9</b>	
						Form: 4.1	4.3	4.2	4.1	4.0	<b>12.4</b>	bTT
						LDG: 2.3	2.5	2.4	2.4	2.2	<b>7.1</b>	2.550
											<b>24.4</b>	
											<b>Total: 115.58</b>	
2	150	1967866	<b>MYSKO Alex</b>	ON	2003 F3:	Air: 1.2	4.4	1.3	1.2	4.4	<b>3.7</b>	
						Form: 2.9	2.6	2.8	2.5	2.6	<b>8.0</b>	bF
						LDG: 0.5	0.4	0.4	0.4	0.4	<b>1.2</b>	2.300
											<b>12.9</b>	
					F2:	Air: 4.4	4.8	1.6	1.6	1.6	<b>4.8</b>	
						Form: 3.8	3.8	4.2	4.2	4.1	<b>12.1</b>	bF
						LDG: 2.7	2.7	2.7	2.7	2.9	<b>8.1</b>	2.300
											<b>25.0</b>	
					F1:	Air: 1.9	2.0	4.7	1.9	1.7	<b>5.5</b>	
						Form: 4.7	4.7	4.5	4.5	4.3	<b>13.7</b>	bL
						LDG: 2.8	2.8	2.5	2.7	2.7	<b>8.2</b>	2.050
											<b>27.4</b>	
											<b>Total: 113.67</b>	

**FREESTYLE SKI 2019  
FINAL RESULTS  
Men's Aerials  
LAC BEAUPORT (CAN)  
SAT 16 MAR 2019 Start Time: tba**

**AE**

**Number of Competitors: 44, Number of participating Countries: 5**

Rank	Bib	Code	Name	Country	YB	J1	J2	J3	Score	Jump DD	Run Score	Tie		
3	218	1967456	HUDON Olivier	QC	2004 F3:	Air:	1.6	1.5	1.4	1.7	1.4	<b>4.5</b>		
						Form:	4.4	4.2	4.0	4.1	4.0	<b>12.3</b>	bP	
						LDG:	2.6	2.5	2.4	2.6	2.5	<b>7.6</b>	2.000	<b>48.80</b>
												<b>24.4</b>		
						F2:	Air:	1.4	1.3	1.3	1.5	1.5	<b>4.2</b>	
						Form:	0.0	0.0	0.0	0.0	0.0	<b>0.0</b>	bP	
						LDG:	2.7	2.5	2.4	2.5	2.6	<b>7.6</b>	2.000	<b>0.00</b>
												<b>11.8</b>		
						F1:	Air:	1.7	1.9	1.8	1.7	1.7	<b>5.2</b>	
						Form:	4.3	4.5	4.3	4.0	4.5	<b>13.1</b>	bL	
						LDG:	2.6	2.8	2.6	2.8	2.7	<b>8.1</b>	2.050	<b>54.12</b>
												<b>26.4</b>		
							<b>Total:</b>		<b>102.92</b>					
4	181	2047674	BOUDREAULT Zachary	QC	2004 F3:	Air:	1.5	1.4	1.3	1.7	1.3	<b>4.2</b>		
						Form:	3.6	3.5	3.6	3.6	3.5	<b>10.7</b>	bP	
						LDG:	0.5	0.4	0.4	0.4	0.4	<b>1.2</b>	2.000	<b>0.00</b>
												<b>16.1</b>		
						F2:	Air:	1.1	1.6	1.5	1.5	1.4	<b>4.4</b>	
						Form:	3.4	4.2	4.2	4.4	3.6	<b>12.0</b>	bP	
						LDG:	2.7	2.5	2.4	2.7	2.6	<b>7.8</b>	2.000	<b>48.40</b>
												<b>24.2</b>		
						F1:	Air:	1.4	1.8	1.7	1.9	1.6	<b>5.1</b>	
						Form:	4.0	4.5	4.2	4.4	4.3	<b>12.9</b>	bL	
						LDG:	2.6	2.5	2.6	2.8	2.9	<b>8.0</b>	2.050	<b>53.30</b>
												<b>26.0</b>		
							<b>Total:</b>		<b>101.70</b>					

**FREESTYLE SKI 2019  
FINAL RESULTS  
Men's Aerials  
LAC BEAUPORT (CAN)  
SAT 16 MAR 2019 Start Time: tba**

**AE**

**Number of Competitors: 44, Number of participating Countries: 5**

Rank	Bib	Code	Name	Country	YB	J1	J2	J3	Score	Jump DD	Run Score	Tie				
5	143	1963526	<b>GREANYA Aiden</b>	AB	2004 F3:	Air:	1.6	4.0	1.1	4.6	1.3	<b>4.0</b>				
						Form:	3.1	3.0	3.4	2.4	2.5	<b>8.6</b>	bL			
						LDG:	2.9	2.6	2.6	2.6	2.8	<b>8.0</b>	2.050	<b>0.00</b>		
						<b>20.6</b>										
						F2:	Air:	1.4	1.5	1.6	4.6	4.3	<b>4.5</b>			
						Form:	3.8	4.1	4.0	3.8	3.8	<b>11.6</b>	bT			
						LDG:	2.8	2.7	2.7	2.6	2.8	<b>8.2</b>	2.000	<b>48.60</b>		
						<b>24.3</b>										
						F1:	Air:	4.2	1.3	1.5	1.6	4.6	<b>4.4</b>			
						Form:	3.2	3.2	3.2	3.9	3.9	<b>10.3</b>	bL			
						LDG:	2.8	2.6	2.5	2.6	3.0	<b>8.0</b>	2.050	<b>46.53</b>		
						<b>22.7</b>										
<b>Total: 95.13</b>																
6	213	2030126	<b>AUMOND Louis</b>	QC	2004 F3:	Air:	1.5	4.7	1.6	1.4	4.4	<b>4.5</b>				
						Form:	3.5	3.8	3.5	2.9	2.9	<b>9.9</b>	bL			
						LDG:	2.5	2.5	2.5	2.3	2.3	<b>7.3</b>	2.050	<b>44.48</b>		
						<b>21.7</b>										
						F2:	Air:	4.7	1.7	1.6	4.5	1.6	<b>4.9</b>			
						Form:	4.3	4.4	3.8	3.8	4.5	<b>12.5</b>	bP			
						LDG:	2.4	2.5	2.5	2.4	2.7	<b>7.4</b>	2.000	<b>49.60</b>		
						<b>24.8</b>										
						F1:	Air:	1.4	4.5	1.5	1.5	4.4	<b>4.4</b>			
						Form:	3.6	2.4	2.6	2.9	3.2	<b>8.7</b>	bL			
						LDG:	2.3	2.6	2.5	2.5	2.6	<b>7.6</b>	2.050	<b>0.00</b>		
						<b>20.7</b>										
<b>Total: 94.08</b>																



**FREESTYLE SKI 2019  
FINAL RESULTS  
Men's Aerials  
LAC BEAUPORT (CAN)  
SAT 16 MAR 2019 Start Time: tba**

**AE**

**Number of Competitors: 44, Number of participating Countries: 5**

Rank	Bib	Code	Name	Country	YB	J1	J2	J3	Score	Jump DD	Run Score	Tie					
7	224	2562954	<b>GAGNON DESHARNAIS William</b>	QC	2003 F3:	Air:	1.1	1.3	1.3	4.5	4.0	<b>3.7</b>					
						Form:	3.6	3.5	3.7	3.0	2.8	<b>10.1</b>	bL				
						LDG:	2.3	2.3	2.4	2.4	2.0	<b>7.0</b>	2.050	<b>42.64</b>			
							<hr/>										
							<b>20.8</b>										
						F2:	Air:	1.3	0.9	1.2	1.3	4.4	<b>3.8</b>				
						Form:	2.3	2.3	2.3	2.2	2.1	<b>6.8</b>	bL				
						LDG:	1.6	4.7	1.7	4.5	1.5	<b>4.8</b>	2.050	<b>0.00</b>			
							<hr/>										
							<b>15.4</b>										
						F1:	Air:	4.3	4.7	1.7	1.5	1.5	<b>4.7</b>				
						Form:	3.9	4.5	4.2	3.9	4.3	<b>12.4</b>	bT				
LDG:	2.5	2.7	2.5	2.4	2.8	<b>7.7</b>	2.000	<b>49.60</b>									
	<hr/>																
	<b>24.8</b>																
	<hr/>																
	<b>Total: 92.24</b>																
8	142	1963549	<b>HURRY Conner</b>	AB	2004 F3:	Air:	4.0	1.2	1.3	1.5	4.6	<b>4.0</b>					
						Form:	2.9	3.2	3.9	3.7	3.6	<b>10.5</b>	bL				
						LDG:	2.5	2.7	2.7	2.6	2.6	<b>7.9</b>	2.050	<b>45.92</b>			
							<hr/>										
							<b>22.4</b>										
						F2:	Air:	4.4	1.4	1.4	1.1	4.5	<b>3.9</b>				
						Form:	3.3	4.4	4.0	3.5	3.5	<b>11.0</b>	bT				
						LDG:	2.4	2.6	2.5	2.4	2.6	<b>7.5</b>	2.000	<b>44.80</b>			
							<hr/>										
							<b>22.4</b>										
						F1:											
							<hr/>										
	<b>DNS</b>																
	<hr/>																
	<b>Total: 90.72</b>																

**FREESTYLE SKI 2019  
FINAL RESULTS  
Men's Aerials  
LAC BEAUPORT (CAN)  
SAT 16 MAR 2019 Start Time: tba**

**AE**

**Number of Competitors: 44, Number of participating Countries: 5**

Rank	Bib	Code	Name	Country	YB	J1	J2	J3	Score	Jump DD	Run Score	Tie			
9	153	1964044	<b>CASHMORE Cole</b>	ON	2003 F3:	Air:	4.6	4.3	1.3	1.5	1.4	<b>4.2</b>			
						Form:	4.0	3.8	3.8	3.9	4.1	<b>11.7</b>	bT		
						LDG:	2.8	2.8	2.5	2.6	2.7	<b>8.1</b>	2.000	<b>48.00</b>	
													<b>24.0</b>		
						F2:	Air:	4.0	1.1	1.2	1.3	1.4	<b>3.6</b>		
						Form:	3.0	2.8	2.9	2.4	3.2	<b>8.7</b>	bL		
						LDG:	2.6	2.5	2.5	2.3	2.5	<b>7.5</b>	2.050	<b>40.59</b>	
													<b>19.8</b>		
						F1:	Air:	4.2	4.5	1.5	1.3	1.4	<b>4.2</b>		
						Form:	3.2	3.9	3.8	3.7	3.8	<b>11.3</b>	bT		
						LDG:	0.7	0.7	0.9	0.6	1.0	<b>2.3</b>	2.000	<b>0.00</b>	
													<b>17.8</b>		
							<b>Total:</b>		<b>88.59</b>						
10	217	1967365	<b>DE MAURAIKE Thomas</b>	QC	2004 F3:	Air:	1.2	0.9	0.9	1.1	1.4	<b>3.2</b>			
						Form:	2.3	2.2	2.7	2.4	1.8	<b>6.9</b>	bL		
						LDG:	2.6	2.6	2.5	2.6	2.4	<b>7.7</b>	2.050	<b>36.49</b>	
													<b>17.8</b>		
						F2:	Air:	1.6	4.5	1.5	1.6	1.5	<b>4.6</b>		
						Form:	4.3	4.3	4.0	3.8	3.9	<b>12.2</b>	bT		
						LDG:	2.6	2.7	2.4	2.7	2.8	<b>8.0</b>	2.000	<b>49.60</b>	
													<b>24.8</b>		
						F1:	Air:	1.4	4.5	4.4	1.4	1.4	<b>4.2</b>		
						Form:	3.3	3.8	3.7	3.4	3.3	<b>10.4</b>	bL		
						LDG:	0.8	0.8	1.0	0.6	0.9	<b>2.5</b>	2.050	<b>0.00</b>	
													<b>17.1</b>		
							<b>Total:</b>		<b>86.09</b>						

**FREESTYLE SKI 2019  
FINAL RESULTS  
Men's Aerials  
LAC BEAUPORT (CAN)  
SAT 16 MAR 2019 Start Time: tba**

**AE**

**Number of Competitors: 44, Number of participating Countries: 5**

Rank	Bib	Code	Name	Country	YB	J1	J2	J3	Score	Jump DD	Run Score	Tie								
11	151	2043270	<b>MCDERMID Nicholas</b>	ON	2004 F3:	Air:	1.4	1.3	<del>1.3</del>	1.4	1.3	<b>4.0</b>								
						Form:	3.8	3.8	<del>3.9</del>	3.7	<del>3.6</del>	<b>11.3</b>		bT						
						LDG:	2.1	2.2	2.2	<del>2.3</del>	<del>2.1</del>	<b>6.5</b>		2.000	<b>43.60</b>					
														<b>21.8</b>						
						F2: Air:	1.2	1.3	<del>1.4</del>	<del>0.8</del>	0.8	<b>3.3</b>								
						Form:	<del>3.4</del>	3.0	3.2	3.0	<del>2.6</del>	<b>9.2</b>			bT					
						LDG:	0.3	0.7	<del>0.7</del>	<del>0.2</del>	0.4	<b>1.4</b>			2.000	<b>0.00</b>				
															<b>13.9</b>					
						F1: Air:	1.3	<del>0.8</del>	0.9	0.9	<del>1.5</del>	<b>3.1</b>								
						Form:	2.5	2.4	<del>2.4</del>	2.4	<del>3.1</del>	<b>7.3</b>				SS				
						LDG:	2.5	2.5	<del>2.4</del>	2.5	<del>2.6</del>	<b>7.5</b>				1.900	<b>34.01</b>			
																<b>17.9</b>				
											<b>Total:</b>	<b>77.61</b>								
12	177	1993952	<b>BOUCHARD Mathis</b>	QC	2004 F3:											<b>DNS</b>				
						F2: Air:	<del>1.5</del>	1.4	<del>1.3</del>	1.4	1.5	<b>4.3</b>								
						Form:	3.5	2.6	<del>3.6</del>	3.6	<del>2.6</del>	<b>9.7</b>				bF				
						LDG:	<del>0.4</del>	0.5	<del>0.7</del>	0.4	0.4	<b>1.3</b>		2.300		<b>35.19</b>				
														<b>15.3</b>						
						F1: Air:	1.4	<del>1.4</del>	1.7	1.7	<del>1.7</del>	<b>4.8</b>								
						Form:	<del>3.6</del>	3.8	<del>4.3</del>	3.8	3.9	<b>11.5</b>				bL				
						LDG:	1.0	1.3	<del>1.4</del>	1.1	<del>1.0</del>	<b>3.4</b>			2.050	<b>40.38</b>				
															<b>19.7</b>					
																	<b>Total:</b>	<b>75.57</b>		

**FREESTYLE SKI 2019  
FINAL RESULTS  
Men's Aerials  
LAC BEAUPORT (CAN)  
SAT 16 MAR 2019 Start Time: tba**

**AE**

**Number of Competitors: 44, Number of participating Countries: 5**

Rank	Bib	Code	Name	Country	YB	J1	J2	J3	Score	Jump DD	Run Score	Tie				
13	163	2046658	<b>JARVIS Jake</b>	ON	2004 F3:	Air:	4.5	0.9	0.9	0.9	1.2	<b>3.0</b>				
						Form:	1.0	4.4	1.3	1.0	4.0	<b>3.3</b>	TTT			
						LDG:	2.7	2.5	2.5	2.6	2.4	<b>7.6</b>	1.950	<b>0.00</b>		
						<b>13.9</b>										
						F2:	Air:	4.6	1.5	1.5	4.4	1.1	<b>4.1</b>			
						Form:	2.3	2.2	2.2	2.4	4.2	<b>6.7</b>	TTT			
						LDG:	2.6	2.6	2.6	2.6	2.5	<b>7.8</b>	1.950	<b>36.27</b>		
						<b>18.6</b>										
						F1:	Air:	1.4	4.4	1.4	1.4	4.2	<b>4.2</b>			
						Form:	2.4	2.5	2.5	2.5	2.4	<b>7.4</b>	TS			
						LDG:	2.6	2.5	2.5	2.6	2.5	<b>7.6</b>	1.900	<b>36.48</b>		
						<b>19.2</b>										
<b>Total: 72.75</b>																
14	160	2455847	<b>HARLEY Noah</b>	ON	2004 F3:	Air:	4.6	4.2	1.2	1.3	1.2	<b>3.7</b>				
						Form:	3.8	3.2	3.7	2.4	2.4	<b>9.3</b>	TTT			
						LDG:	1.8	1.7	4.6	4.8	1.7	<b>5.2</b>	1.950	<b>35.49</b>		
						<b>18.2</b>										
						F2:	Air:	4.4	1.1	1.0	0.8	1.3	<b>3.4</b>			
						Form:	0.0	0.0	0.0	0.0	0.0	<b>0.0</b>	TTT			
						LDG:	2.0	2.5	2.4	2.4	2.4	<b>7.2</b>	1.950	<b>0.00</b>		
						<b>10.6</b>										
						F1:	Air:	1.0	4.2	1.1	1.0	0.9	<b>3.1</b>			
						Form:	3.0	3.2	3.3	3.0	2.9	<b>9.2</b>	3			
						LDG:	2.4	2.2	2.2	2.0	2.0	<b>6.4</b>	1.950	<b>36.46</b>		
						<b>18.7</b>										
<b>Total: 71.95</b>																

**FREESTYLE SKI 2019**  
**FINAL RESULTS**  
**Men's Aerials**  
LAC BEAUPORT (CAN)  
SAT 16 MAR 2019 Start Time: tba

**AE**

Number of Competitors: 44, Number of participating Countries: 5

Rank	Bib Code	Name	Country	YB	J1	J2	J3	Score	Jump DD	Run Score	Tie
158	2042740	STRICKLAND Luke	ON	2004 F3:							
				F2:						DNS	
				F1:						DNS	
										DNS	
										<b>Total:</b>	<b>0.00</b>

U18

1	157	1967854	JOHNSTON Parker	ON	2002 F3:	Air: 4.2 1.5 1.5 4.6 1.5	4.5				
						Form: 3.2 3.3 3.7 3.9 4.0	10.9	bF			
						LDG: 2.5 2.5 2.5 2.6 2.7	7.6	2.300		52.90	
							<b>23.0</b>				
					F2:	Air: 1.2 4.3 1.3 4.4 1.1	3.6				
						Form: 4.8 2.3 2.5 2.4 1.8	6.5	bF			
						LDG: 2.4 2.6 2.6 2.6 2.3	7.6	2.300		0.00	
							<b>17.7</b>				
					F1:	Air: 1.4 4.7 1.6 1.5 4.4	4.5				
						Form: 3.9 4.2 4.2 3.9 3.8	12.0	bTT			
						LDG: 2.5 2.2 2.5 2.5 2.6	7.5	2.550		61.20	
							<b>24.0</b>				
										<b>Total:</b>	<b>114.10</b>

**FREESTYLE SKI 2019  
FINAL RESULTS  
Men's Aerials  
LAC BEAUPORT (CAN)  
SAT 16 MAR 2019 Start Time: tba**

**AE**

**Number of Competitors: 44, Number of participating Countries: 5**

Rank	Bib	Code	Name	Country	YB	J1	J2	J3	Score	Jump DD	Run Score	Tie				
2	185	1967556	<b>ROY Jeremie</b>	QC	2001 F3:	Air:	4.0	4.3	1.2	1.1	1.1	<b>3.4</b>				
						Form:	2.4	3.0	2.8	2.4	2.3	<b>7.6</b>	bT			
						LDG:	0.3	0.3	0.3	0.3	0.3	<b>0.9</b>	2.000	<b>0.00</b>		
						<hr/>										
						<b>11.9</b>										
						F2:	Air:	1.6	4.7	1.6	1.6	4.6	<b>4.8</b>			
						Form:	4.0	4.1	4.3	4.1	4.2	<b>12.4</b>	bT			
						LDG:	2.5	2.7	2.6	2.6	2.8	<b>7.9</b>	2.000	<b>50.20</b>		
						<hr/>										
						<b>25.1</b>										
						F1:	Air:	4.4	1.7	1.6	1.6	4.8	<b>4.9</b>			
						Form:	3.9	4.4	4.3	4.1	4.8	<b>12.8</b>	bL			
LDG:	2.8	2.7	2.6	2.8	3.0	<b>8.3</b>	2.050	<b>53.30</b>								
<hr/>																
<b>26.0</b>																
<hr/>																
<b>Total: 103.50</b>																
3	146	2017585	<b>BOBYN George</b>	SK	2001 F3:	Air:	4.6	1.4	1.4	4.3	1.5	<b>4.3</b>				
						Form:	4.0	4.4	4.3	4.0	3.9	<b>12.3</b>	bT			
						LDG:	2.9	2.8	2.5	2.6	2.7	<b>8.1</b>	2.000	<b>49.40</b>		
						<hr/>										
						<b>24.7</b>										
						F2:	Air:	1.6	4.5	1.5	1.5	4.6	<b>4.6</b>			
						Form:	3.7	3.7	3.7	3.7	4.0	<b>11.1</b>	bL			
						LDG:	2.8	2.7	2.7	2.6	3.0	<b>8.2</b>	2.050	<b>48.99</b>		
						<hr/>										
						<b>23.9</b>										
						F1:	Air:	4.4	4.4	1.4	1.4	1.4	<b>4.2</b>			
						Form:	2.4	2.1	2.1	2.1	4.5	<b>6.3</b>	bT			
LDG:	2.6	2.6	2.6	2.6	2.5	<b>7.8</b>	2.000	<b>0.00</b>								
<hr/>																
<b>18.3</b>																
<hr/>																
<b>Total: 98.39</b>																

**FREESTYLE SKI 2019  
FINAL RESULTS  
Men's Aerials  
LAC BEAUPORT (CAN)  
SAT 16 MAR 2019 Start Time: tba**

**AE**

**Number of Competitors: 44, Number of participating Countries: 5**

Rank	Bib	Code	Name	Country	YB	J1	J2	J3	Score	Jump DD	Run Score	Tie		
4	135	1967713	<b>TANNER Marc</b>	AB	2001 F3:	Air:	4.0	1.3	1.4	1.4	1.1	<b>3.8</b>		
						Form:	3.0	2.6	2.5	3.0	2.8	<b>8.4</b>	bF	
						LDG:	2.4	2.3	2.4	2.4	2.4	<b>7.2</b>	2.300	<b>0.00</b>
												<b>19.4</b>		
						F2:	Air:	4.5	1.4	1.5	1.5	1.4	<b>4.4</b>	
						Form:	3.9	4.0	4.0	3.9	3.9	<b>11.8</b>	bL	
						LDG:	2.7	2.7	2.6	2.6	2.7	<b>8.0</b>	2.050	<b>49.61</b>
												<b>24.2</b>		
						F1:	Air:	4.2	1.6	1.6	1.4	1.3	<b>4.3</b>	
						Form:	2.9	3.3	3.4	3.6	2.9	<b>9.6</b>	bF	
						LDG:	2.2	2.4	2.4	2.0	2.1	<b>6.7</b>	2.300	<b>47.38</b>
												<b>20.6</b>		
							<b>Total:</b>		<b>96.99</b>					
5	170	1967380	<b>DROUIN Xavier</b>	QC	2002 F3:									
						F2:	Air:	4.5	1.4	1.5	1.4	1.4	<b>4.3</b>	
						Form:	3.9	4.0	4.1	3.8	3.7	<b>11.7</b>	bT	
						LDG:	2.1	2.4	2.3	2.3	2.1	<b>6.7</b>	2.000	<b>45.40</b>
												<b>22.7</b>		
						F1:	Air:	1.5	4.2	1.3	1.5	1.6	<b>4.3</b>	
						Form:	4.3	4.2	4.2	4.1	4.1	<b>12.5</b>	bL	
						LDG:	2.8	2.7	2.5	2.8	2.9	<b>8.3</b>	2.050	<b>51.45</b>
												<b>25.1</b>		
							<b>Total:</b>		<b>96.85</b>					

**FREESTYLE SKI 2019  
FINAL RESULTS  
Men's Aerials  
LAC BEAUPORT (CAN)  
SAT 16 MAR 2019 Start Time: tba**

**AE**

**Number of Competitors: 44, Number of participating Countries: 5**

Rank	Bib	Code	Name	Country	YB	J1	J2	J3	Score	Jump DD	Run Score	Tie
6	145	1967675	LATREILLE Kolten	AB	2001 F3:	Air: 4.0 1.3 4.4 1.3 1.1			3.7			
						Form: 2.9 2.9 2.8 3.5 3.2			9.0	bT		
						LDG: 2.6 2.6 2.5 2.5 2.6			7.7	2.000	40.80	
									<u>20.4</u>			
					F2:	Air: 0.7 0.6 0.7 0.7 0.8			2.1			
						Form: 4.8 4.4 1.4 1.8 1.5			4.7	bT		
						LDG: 0.2 0.3 0.4 0.4 0.4			1.1	2.000	0.00	
									<u>7.9</u>			
					F1:	Air: 4.8 1.6 1.6 1.6 4.5			4.8			
						Form: 4.0 4.0 4.0 3.9 3.7			11.9	fT		
						LDG: 2.9 2.6 2.6 2.5 2.7			7.9	2.000	49.20	
									<u>24.6</u>			
									<b>Total:</b>		<b>90.00</b>	
101	1967811	PATTON Cole	BC	2001 F3:								DNS
				F2:								DNS
				F1:								DNS
									<b>Total:</b>		<b>0.00</b>	



**FREESTYLE SKI 2019  
FINAL RESULTS  
Men's Aerials  
LAC BEAUPORT (CAN)  
SAT 16 MAR 2019 Start Time: tba**

**AE**

**Number of Competitors: 44, Number of participating Countries: 5**

Rank	Bib Code	Name	Country	YB	J1	J2	J3	Score	Jump DD	Run Score	Tie
	110	3046707	PHILLIPS Ethan	BC	2002	F3:				DNS	
					F2:					DNS	
					F1:					DNS	
										<b>Total:</b>	<b>0.00</b>

<b>Conditions on Course</b>			
<b>Weather:</b>	<b>Temperature:</b> 0°C / 32°F	<b>Snow Condition:</b>	<b>Snow Temperature:</b> 0°C / 32°F

**Explanation of Jump Codes:**

Sommersault direction	b = Back, f = Front, s = Side
Body position	L = Lay (layout/straight), T = Tuck, P = Pike
Number of twists	H = Half (½ twist), HI = Half twist in layout position, F = Full (1 twist), Ru = Rudy (1½ twist), dF = Double Full (2 twists), Ra = Randy (2½ twists), tF = Triple Full
Example: bLTF	back/Lay-Tuck-Full = Triple back somersault, with the first somersault laid out, second tucked, third with a full twist

**FREESTYLE SKI 2019  
FINAL RESULTS  
Men's Aerials  
LAC BEAUPORT (CAN)  
SAT 16 MAR 2019 Start Time: tba**

AE

**Number of Competitors: 44, Number of participating Countries: 5**

Rank	Bib Code	Name	Country	YB	J1	J2	J3	Score	Jump DD	Run Score	Tie
------	----------	------	---------	----	----	----	----	-------	---------	-----------	-----

**NOTE**  
(Air + Form + LDG (Landing)) x DD (Degree of Difficulty) = Run score.

<b>Legend:</b>							
<b>DD</b>	Degree of Difficulty	<b>DNS</b>	Did Not Start	<b>J</b>	Judge	<b>LDG</b>	Landing
<b>Q</b>	Qualified	<b>Tie</b>	Tie-break points	<b>YB</b>	Year of Birth		